

# Humane Society of Portage County

## December 2025 Board Information Package

This package contains the following types of information

- Agenda for the board meeting
- Minutes from the last board meeting
- Management Reports
- Trip Reports
- Financial Statements
- Fundraising report
- Information Technology Status Report
- Volunteer time report
- Foster days report
- DonorPerfect reports
- Significant Contributions to HSPC
- Vehicle Miles
- Dog Licenses sold
- Adoption Application Counts
- Pet Video statistics
- FaceBook Insights
- Animal Control Report
- Animal Activity Report



Board of Directors Meeting Agenda

**No Board meeting in December**



**Humane Society of Portage County Board of Directors Meeting**

**Plover, WI**

November 18, 2025

**1. Call to Order**

**Dr. P. Lillis**

- a. Meeting was called to order at 5:11 pm.

**2. Roll Call**

**Dr. P. Lillis**

Quorum was present: Dr. Pat Lillis, Ann Barrett, Michelle Armstrong, Meg Erler, Sue Wilcox  
Staff: Sherri Galle-Teske

**3. Approval of Minutes**

**Dr. P. Lillis**

- a. Motion: to approve the minutes from the board meeting held on October 28, 2025 (Wilcox, Armstrong) motion carried.

**4. Old Business**

- a. Discussed candidates for additional board members. The bylaws state that number of persons who shall constitute the full Board of Directors of this corporation shall be a minimum of seven (7) and a maximum of nine (9) the exact number to be set from time to time by the Board of Directors.
- b. Motion: to accept the changes to the newly revised 2026 Employee handbook (Erler, Armstrong) motion carried.
- c. Reviewed the HSPC Governance document.
  - i. Motion: to authorize Sherri to speak publicly on controversial issues with the recommendation that she communicates with the President on the issue (Erler, Wilcox) motion carried.
  - ii. Motion: to remove the language about middle management under the personnel management section, and state the Executive Director has authority over the budget for all positions other than the Executive Director position (Erler, Wilcox) motion carried.
  - iii. Motion: to eliminate the language may delegate to the veterinarian as the euthanasia authorization stays with Executive Director in accordance with policy (Erler, Wilcox) motion carried.
  - iv. Motion: to approve the HSPC Governance policy as presented with the above recommended changes (Erler, Wilcox) motion carried.

**5. Executive Director Report**

- a. Sherri reported October had a large intake of animals with 16 cats plus 17 more this month. She explained that if you feed a stray cat, you own it. She strongly encourages people to spay and neuter their pets and noted the cat population has exploded around the state and the country. She, Brett and Victoria participated in two well attended

meetings to educate people in the county on rabies and reporting information. The ordinance meeting went well, with several municipalities in attendance. Sherri said they will do community meetings with the Department of Health on a regular basis and talk about spay and neuter. Shelter care staff is working extra hours caring for the overload of cats with some of them being sick. Donor retention rate is at 58% with 7,500 current donors. Our largest source of donations, 29%, is from direct mail marketing and 21% is from gifts. She signed the contract with Alpha Dog/RKD for marketing in 2026. Sherri participated in community activities that included fill the van, shelter tours, eight radio shows, and noted the Santa Paws fundraising event is coming up December 6<sup>th</sup>. Sherri honored the vets and medical team for a week with photos, posts, and a thank you lunch. Sherri will share the animal report on each municipality with numbers, cases and issues they each have and what the HSPC does. Would like to invite Kayla, Victoria, and Deb to a board meeting to remind the board what they do so we can do more to support them.

- b. Meg noted that Sherri's fundraising efforts resulted in \$80,000 more this year than last.
- c. See Sherri's board report for more details.

#### **6. New Business**

**Dr. P. Lillis**

- a. The October financial reports were reviewed. Expenses are high because of three payroll periods plus additional staff and medical expenses. November and December are the best months for fundraising.
- b. Meg met with Associated Bank as we have two funds with them. They need an updated list of board members. Motion: to update the signature card with Pat and Meg via a resolution from the board and a letter with the Secretary's signature for our accounts at Associated Bank (Wilcox, Armstrong) motion carried. They are providing us with the template.
- c. We would like to meet with the Community Foundation regarding our accounts with them.
- d. Motion: to approve the financial reports as submitted (Wilcox, Armstrong) motion carried.
- e. 2026 Budget was reviewed and Sherri is looking for cost savings.
- f. Recommendation to have Sherri's review in January, and approval of the budget and setting of goals for Sherri and the board each.
- g. Motion: to approve Sherri's recommendation of staff recognition for the holidays (Wilcox, Erlor) motion carried.

#### **7. Other Business**

**Dr. P. Lillis**

Next meeting is January 20, 2026.

#### **8. Adjournment**

**Dr. P. Lillis**

Meeting adjourned at 7:20 pm

Minutes submitted by Ann Barrett, Secretary

# Leadership Team Report

Medical – Kayla Kalinski

## HSPC owned animals surgery numbers include:

### **Canine:**

Surgery type	At HSPC	Done at outside clinics
Spay	1	0
Neuter	2	0
Dental cleaning/extractions	0	0
Other Surgeries	0	0

### **Feline:**

Surgery type	At HSPC	Done at outside clinics
Spay	36	0
Neuter	31	0
Dental cleaning/extractions	0	0
Other Surgeries	1	0

## HSPC NOT owned animals surgery numbers include:

### **Canine:**

Surgery type @ HSPC	Low Income surgeries	Surgeries for other shelters
Spay	2	3
Neuter	0	3
Other surgeries	0	0

### **Feline:**

Surgery type @ HSPC	Working Cat/Low Income surgeries	Surgeries for other shelters
Spay	8	43
Neuter	7	35
Dental cleaning/extractions	0	1
Other Surgeries	0	2

**Euthanasia numbers: 1 ferret, 1 dog, 1 cat**

### **Medical updates this month:**

- Hired a federal work study from NTC- Janine Bodette.
- 15 current ringworm cases. 9 brought in from one household on protective custody.
- A mom dog came in pregnant with at least 10 puppies on x-ray. Went to foster with Deb.
- Still waiting for the renewal of the SUA license.
- Dr Tom euthanized an abandoned rabies quarantine dog on 11/26/25.

## Board Members

## Committees

1-Jun-25

Last Name	First Name	Title	Committees				total
			Executive	Operations	Fund Raising	Finance	
Lillis	Pat	President	X	X	X	X	4
Barrett	Ann	Secretary	X		X		2
Erler	Meg	Treasurer	X			X	2
Armstrong	Michelle	Director					
Redfield	Jared	Director		X	X		2
Wilcox	Susan	Director					
	Total		3	2	3	1	9

# Humane Society of Portage County Inc

## Balance Sheet

As of November 30, 2025

	TOTAL		
	AS OF NOV 30, 2025	AS OF OCT 31, 2025 (PP)	AS OF NOV 30, 2024 (PY)
<b>ASSETS</b>			
Current Assets			
Bank Accounts			
1005 Petty cash	500.00	500.00	300.00
1033 Nicolet National Bank	11,185.37	11,208.32	83,943.02
1035 WoodTrust Bank	8,665.78	45,015.01	
1047 Stevens Point Post Office	443.78	443.78	443.78
<b>Total Bank Accounts</b>	<b>\$20,794.93</b>	<b>\$57,167.11</b>	<b>\$84,686.80</b>
Accounts Receivable			
11000 Accounts Receivable	6,851.37	6,250.28	8,235.85
<b>Total Accounts Receivable</b>	<b>\$6,851.37</b>	<b>\$6,250.28</b>	<b>\$8,235.85</b>
Other Current Assets			
1045 Capital Expenditure Fund	139,695.66	139,695.66	128,895.40
1048 Community Foundation Endowment	10,333.16	10,292.65	7,773.04
1049 Reserve Fund	375,772.17	375,772.17	313,353.87
1050 Community Foundation Agency Fund	140,087.20	139,442.74	123,692.68
11001 Accountant's Acct/ Rec Adj	0.00	0.00	0.00
1105 Estate Receivable	0.00	0.00	0.00
1120 Interest receivable	0.00	0.00	0.00
12000 Undeposited Funds	2,147.71	1,060.75	1,199.54
12101 Prepaid Expense	4,553.52	4,553.52	26,000.00
12102 Prepaid Insurance	-897.50	342.50	11,181.75
12105 Inventory-Merchandise	0.00	0.00	0.00
1211 Payroll advance	0.00	0.00	0.00
<b>Total Other Current Assets</b>	<b>\$671,691.92</b>	<b>\$671,159.99</b>	<b>\$612,096.28</b>
<b>Total Current Assets</b>	<b>\$699,338.22</b>	<b>\$734,577.38</b>	<b>\$705,018.93</b>
Fixed Assets			
1500 Land	107,030.00	107,030.00	107,030.00
1502 Land improvements	114,058.70	114,058.70	114,058.70
1503 A/D - land improvements	-113,919.54	-113,851.23	-113,099.82
1512 Building	1,267,112.83	1,267,112.83	1,267,112.83
1514 A/D - building	-616,929.03	-614,185.03	-584,001.03
1520 Building improvements	125,033.00	125,033.00	125,033.00
1521 A/D - building improvements	-68,761.22	-68,073.59	-60,509.66
1530 Shelter equipment	221,554.61	221,554.61	186,927.79
1531 A/D - shelter equipment	-143,425.71	-142,820.42	-136,162.23
1540 Office equipment	16,914.13	16,914.13	7,982.13
1541 A/D - office equipment	-1,064.28	-1,064.28	-1,064.28
1545 Spay/neuter equipment	7,973.22	7,973.22	7,973.22
1546 A/D - spay/neuter equipment	-7,973.24	-7,973.24	-7,973.24

# Humane Society of Portage County Inc

## Balance Sheet

As of November 30, 2025

	TOTAL		
	AS OF NOV 30, 2025	AS OF OCT 31, 2025 (PP)	AS OF NOV 30, 2024 (PY)
1550 Vehicles	62,562.00	62,562.00	62,562.00
1551 A/D - vehicles	-67,364.94	-66,430.58	-56,152.62
1590 Construction in Process	0.00	0.00	15,542.00
<b>Total Fixed Assets</b>	<b>\$902,800.53</b>	<b>\$907,840.12</b>	<b>\$935,258.79</b>
<b>TOTAL ASSETS</b>	<b>\$1,602,138.75</b>	<b>\$1,642,417.50</b>	<b>\$1,640,277.72</b>
<b>LIABILITIES AND EQUITY</b>			
Liabilities			
Current Liabilities			
Accounts Payable			
20000 *Accounts Payable	12,959.12	17,555.03	66,639.11
<b>Total Accounts Payable</b>	<b>\$12,959.12</b>	<b>\$17,555.03</b>	<b>\$66,639.11</b>
Credit Cards			
2011 Visa Credit Card	743.94	4,986.22	0.00
2014 Gas Card	0.00	0.00	0.00
<b>Total Credit Cards</b>	<b>\$743.94</b>	<b>\$4,986.22</b>	<b>\$0.00</b>
Other Current Liabilities			
2000 Accounts payable	0.00	0.00	0.00
2010 Unearned contract income	26,063.08	52,126.16	25,304.00
2015 Specific use Funds	4,553.52	4,553.52	26,000.00
2020 Loan - Payroll Protection Program	0.00	0.00	0.00
2025 Refunds Payable	316.50	316.50	633.00
2026 Spay/Neuter Refund Payable	100.00	100.00	
2030 Dog licenses payable	28.00	0.00	44.00
2035 Non-Refundable Deposits	130.00	130.00	5.00
2040 Wisconsin sales tax payable	-339.64	-339.64	0.00
2200 Federal withholding tax payable	0.00	0.00	0.00
2210 Social Security withholding tax	0.00	0.00	0.00
2212 Medicare withholding tax payabl	0.00	0.00	0.00
2220 State withholding tax payable	0.00	0.00	0.00
2290 SUTA Payable	451.61	451.61	451.61
2300 Accrued wages	3,421.44	3,421.44	3,421.44
2314 Dental/Vision Insurance Payable-EE	363.64	320.40	-105.28
2316 Health Insurance Payable-EE	2,631.37	2,180.59	-990.79
2317 Accrued PTO	23,516.54	23,516.54	22,253.17
Wisconsin Department of Revenue Payable	114.34	231.01	261.74
Sales Tax Payable	-8.25	-8.25	0.00
<b>Total Wisconsin Department of Revenue Payable</b>	<b>106.09</b>	<b>222.76</b>	<b>261.74</b>
<b>Total Other Current Liabilities</b>	<b>\$61,342.15</b>	<b>\$86,999.88</b>	<b>\$77,277.89</b>
<b>Total Current Liabilities</b>	<b>\$75,045.21</b>	<b>\$109,541.13</b>	<b>\$143,917.00</b>
<b>Total Liabilities</b>	<b>\$75,045.21</b>	<b>\$109,541.13</b>	<b>\$143,917.00</b>

# Humane Society of Portage County Inc

## Balance Sheet

As of November 30, 2025

	TOTAL		
	AS OF NOV 30, 2025	AS OF OCT 31, 2025 (PP)	AS OF NOV 30, 2024 (PY)
Equity			
3000 Opening Balance Equity	0.00	0.00	0.00
3040 Retained earnings	0.00	0.00	0.00
3050 Prior period adjustment	0.00	0.00	0.00
32000 Unrestricted Net Assets	1,564,217.94	1,948,133.18	1,814,844.21
Net Income	-37,124.40	-415,256.81	-318,483.49
<b>Total Equity</b>	<b>\$1,527,093.54</b>	<b>\$1,532,876.37</b>	<b>\$1,496,360.72</b>
<b>TOTAL LIABILITIES AND EQUITY</b>	<b>\$1,602,138.75</b>	<b>\$1,642,417.50</b>	<b>\$1,640,277.72</b>

## Profit and Loss Summary

						2024	2025	%	2025	2025
<b>November 2025 Profit and Loss</b>	Nov 2024	Nov 2025	Nov 2025	Nov 2025	Nov 2025	YTD	YTD	%	YTD	Total
	Actual	Actual	Budget	over Budget	% of Budget	Actual	Actual	vs YTD	Budget	Budget
<b>Income</b>										
Total Income	\$35,747.24	\$37,786.19	\$36,453.08	\$1,333.11	103.66%	\$383,506.57	\$451,077.86	112%	\$400,983.88	\$437,436.96
Gross Profit	\$35,747.24	\$37,786.19	\$36,453.08	\$1,333.11	103.66%	\$383,506.57	\$451,077.86	112%	\$400,983.88	\$437,436.96
<b>Expenses</b>										
Total 50000 SHELTER EXPENSES	\$128,308.00	\$96,741.74	\$77,873.00	\$18,868.74	124.23%	\$1,059,926.44	\$914,882.13	98%	\$933,361.00	\$1,011,234.00
Total 55000 VEHICLE EXPENSES	\$1,627.90	\$3,054.80	\$2,044.36	\$1,010.44	149.43%	\$29,749.04	\$31,888.65	142%	\$22,487.96	\$24,532.32
Total 70000 ADMINISTRATIVE EXPENSES	\$7,579.74	\$8,882.96	\$6,304.50	\$2,578.46	140.90%	\$75,479.45	\$78,724.01	114%	\$69,349.50	\$75,654.00
Total 75000 HOUSING EXPENSES	\$7,751.97	\$7,036.27	\$9,826.75	(\$2,790.48)	71.60%	\$105,668.83	\$103,937.82	96%	\$108,094.25	\$117,921.00
Total 8000 IN-KIND DONATIONS EXPENSE	\$8,000.00	\$8,000.00	\$9,600.00	(\$1,600.00)	83.33%	\$107,024.26	\$88,000.00	83%	\$105,600.00	\$115,200.00
Total Expenses	\$153,267.61	\$123,715.77	\$105,648.61	\$18,067.16	117.10%	\$1,377,848.02	\$1,217,684.37	98%	\$1,238,892.71	\$1,344,541.32
Net Operating Income	(\$117,520.37)	(\$85,929.58)	(\$69,195.53)	(\$16,734.05)	124.18%	(\$994,341.45)	(\$766,606.51)	91%	(\$837,908.83)	(\$907,104.36)
<b>Other Income</b>										
Total 85000 FUNDRAISING INCOME	\$98,084.43	\$101,469.03	\$71,580.00	\$29,889.03	141.76%	\$707,445.77	\$765,151.55	105%	\$725,780.00	\$797,360.00
86000 INVESTMENT INCOME	\$0.00	\$0.00	\$0.00	\$0.00		\$0.00	\$0.00	0%	\$0.00	\$0.00
Total 86000 INVESTMENT INCOME	\$3,489.74	\$813.23	\$2,300.00	(\$1,486.77)	35.36%	\$64,760.15	\$57,617.56	228%	\$25,300.00	\$27,600.00
Total Other Income	\$101,584.24	\$103,324.51	\$73,890.00	\$29,434.51	139.84%	\$772,316.70	\$824,550.27	110%	\$751,190.00	\$825,080.00
9500 FUNDRAISING EXPENSES	\$0.00	\$0.00	\$0.00	\$0.00		\$0.00	\$178.52	0%	\$0.00	\$0.00
Total 9500 FUNDRAISING EXPENSES	\$17,461.97	\$23,044.50	\$7,050.00	\$15,994.50	326.87%	\$90,056.80	\$89,969.94	100%	\$89,550.00	\$96,600.00
Total Other Expenses	\$17,576.59	\$23,177.76	\$7,570.00	\$15,607.76	306.18%	\$96,458.74	\$95,068.16	100%	\$95,270.00	\$102,840.00
Net Other Income	\$84,007.65	\$80,146.75	\$66,320.00	\$13,826.75	120.85%	\$675,857.96	\$729,482.11	111%	\$655,920.00	\$722,240.00
Net Income	(\$33,512.72)	(\$5,782.83)	(\$2,875.53)	(\$2,907.30)	201.10%	(\$318,483.49)	(\$37,124.40)	20%	(\$181,988.83)	(\$184,864.36)

# Profit and Loss Statement

						2024	2025	%	2025	2025
<b>November 2025 Profit and Loss</b>	<b>Nov 2024</b>	<b>Nov 2025</b>	<b>Nov 2025</b>	<b>Nov 2025</b>	<b>Nov 2025</b>	<b>YTD</b>	<b>YTD</b>	<b>Actual</b>	<b>YTD</b>	<b>Total</b>
	<b>Actual</b>	<b>Actual</b>	<b>Budget</b>	<b>over Budget</b>	<b>% of Budget</b>	<b>Actual</b>	<b>Actual</b>	<b>vs YTD</b>	<b>Budget</b>	<b>Budget</b>
<b>Income</b>										
4000 Dog Adoption	\$1,250.00	\$550.00	\$1,125.00	(\$575.00)	48.89%	\$11,821.60	\$11,117.00	90%	\$12,375.00	\$13,500.00
4010 Cat Adoption	\$3,432.50	\$2,138.18	\$2,425.00	(\$286.82)	88.17%	\$25,412.87	\$22,606.90	85%	\$26,675.00	\$29,100.00
4030 Surrender income	\$245.00	\$60.00	\$250.00	(\$190.00)	24.00%	\$4,195.00	\$1,695.00	62%	\$2,750.00	\$3,000.00
4040 Dog redemption income	\$0.00	\$0.00	\$75.00	(\$75.00)	0.00%	\$290.00	\$1,854.66	225%	\$825.00	\$900.00
4050 Cat redemption income	\$77.90	\$44.48	\$20.00	\$24.48	222.40%	\$97.90	\$2,277.79	1035%	\$220.00	\$240.00
4080 Quarantine income	\$0.00	\$50.00	\$70.00	(\$20.00)	71.43%	\$250.00	\$465.00	60%	\$770.00	\$840.00
4120 Miscellaneous shelter income	\$0.00	\$0.00	\$0.00	\$0.00		\$0.00	\$601.41	0%	\$0.00	\$0.00
4135 Low Income Veterinary Services	\$285.00	\$0.00	\$600.00	(\$600.00)	0.00%	\$6,091.16	\$5,392.79	82%	\$6,600.00	\$7,200.00
4145 Working Cat Spay/Neuter Income	\$0.00	\$0.00	\$100.00	(\$100.00)	0.00%	\$435.00	\$1,617.09	147%	\$1,100.00	\$1,200.00
4146 Services for Partner Shelters	\$3,488.00	\$7,898.45	\$4,500.00	\$3,398.45	175.52%	\$44,064.90	\$99,861.50	202%	\$49,500.00	\$54,000.00
4147 Other Medical Services	\$0.00	\$0.00	\$75.00	(\$75.00)	0.00%	\$187.70	\$1,759.51	213%	\$825.00	\$900.00
4150 Vaccine Clinic Income	\$1,532.84	\$926.00	\$1,000.00	(\$74.00)	92.60%	\$11,138.19	\$13,561.10	123%	\$11,000.00	\$12,000.00
4151 Microchip Income	\$132.00	\$56.00	\$150.00	(\$94.00)	37.33%	\$1,178.25	\$868.00	53%	\$1,650.00	\$1,800.00
4210 County contract income	\$25,304.00	\$26,063.08	\$26,063.08	\$0.00	100.00%	\$278,344.00	\$286,693.88	100%	\$286,693.88	\$312,756.96
Sales	\$0.00	\$0.00	\$0.00	\$0.00		\$0.00	\$706.23	0%	\$0.00	\$0.00
<b>Total Income</b>	<b>\$35,747.24</b>	<b>\$37,786.19</b>	<b>\$36,453.08</b>	<b>\$1,333.11</b>	<b>103.66%</b>	<b>\$383,506.57</b>	<b>\$451,077.86</b>	<b>112%</b>	<b>\$400,983.88</b>	<b>\$437,436.96</b>
<b>Gross Profit</b>	<b>\$35,747.24</b>	<b>\$37,786.19</b>	<b>\$36,453.08</b>	<b>\$1,333.11</b>	<b>103.66%</b>	<b>\$383,506.57</b>	<b>\$451,077.86</b>	<b>112%</b>	<b>\$400,983.88</b>	<b>\$437,436.96</b>
<b>Expenses</b>										
50000 SHELTER EXPENSES	\$0.00	\$84.00	\$0.00	\$84.00		\$0.00	\$84.00	0%	\$0.00	\$0.00
5000 Shelter payroll expense	\$89,927.24	\$61,663.44	\$53,028.00	\$8,635.44	116.28%	\$700,505.89	\$568,180.72	89%	\$636,336.00	\$689,364.00
5005 Shelter payroll tax expense	\$6,749.98	\$4,679.44	\$3,942.00	\$737.44	118.71%	\$52,012.24	\$42,571.68	90%	\$47,302.00	\$51,244.00
5010 Shelter unemployment expense	\$697.29	\$285.86	\$693.00	(\$407.14)	41.25%	\$9,528.25	\$4,144.57	50%	\$8,313.00	\$9,006.00
5012 Medical Reimbursement	\$0.00	\$0.00	\$0.00	\$0.00		\$0.00	\$899.23	0%	\$0.00	\$0.00
5015 Shelter supply expense	\$5,859.40	\$3,041.85	\$3,750.00	(\$708.15)	81.12%	\$46,254.29	\$26,257.97	64%	\$41,250.00	\$45,000.00
5020 Shelter equipment expense	\$0.00	\$2,852.99	\$100.00	\$2,752.99	2852.99%	\$1,533.57	\$5,010.51	456%	\$1,100.00	\$1,200.00
5025 Shelter equip repair and mainte	\$0.00	\$1,924.90	\$750.00	\$1,174.90	256.65%	\$8,428.64	\$4,343.64	53%	\$8,250.00	\$9,000.00
5035 Outside Vet Service	\$6,569.17	\$1,470.18	\$3,700.00	(\$2,229.82)	39.73%	\$37,682.89	\$23,384.14	57%	\$40,700.00	\$44,400.00
5036 Veterinarian Insurance	\$61.75	\$69.42	\$65.00	\$4.42	106.80%	\$679.25	\$763.62	107%	\$715.00	\$780.00
5037 Medical supply expense	\$10,707.06	\$8,892.03	\$6,000.00	\$2,892.03	148.20%	\$98,281.40	\$122,126.04	161%	\$76,000.00	\$82,000.00
5038 Dog/Cat Food	\$3,340.77	\$5,371.00	\$1,650.00	\$3,721.00	325.52%	\$29,704.43	\$41,164.49	227%	\$18,150.00	\$19,800.00
5039 Medical Outside Services	\$2,092.11	\$2,564.85	\$675.00	\$1,889.85	379.98%	\$11,660.54	\$34,442.94	464%	\$7,425.00	\$8,100.00
5040 Shelter equipment depreciation	\$605.29	\$605.29	\$650.00	(\$44.71)	93.12%	\$6,658.19	\$6,658.19	93%	\$7,150.00	\$7,800.00
5044 Dental/Vision Insurance	\$183.16	\$93.64	\$250.00	(\$156.36)	37.46%	\$2,907.58	\$1,135.80	41%	\$2,750.00	\$3,000.00
5045 Health Insurance	\$1,089.02	\$976.72	\$1,000.00	(\$23.28)	97.67%	\$16,934.43	\$10,173.68	81%	\$12,600.00	\$13,600.00
5046 HSA Contribution-Employer	\$375.00	\$150.00	\$300.00	(\$150.00)	50.00%	\$5,550.00	\$2,025.00	61%	\$3,300.00	\$3,600.00

# Profit and Loss Statement

						2024	2025	%	2025	2025
<b>November 2025 Profit and Loss</b>	<b>Nov 2024</b>	<b>Nov 2025</b>	<b>Nov 2025</b>	<b>Nov 2025</b>	<b>Nov 2025</b>	<b>YTD</b>	<b>YTD</b>	<b>Actual</b>	<b>YTD</b>	<b>Total</b>
	<b>Actual</b>	<b>Actual</b>	<b>Budget</b>	<b>over Budget</b>	<b>% of Budget</b>	<b>Actual</b>	<b>Actual</b>	<b>vs YTD</b>	<b>Budget</b>	<b>Budget</b>
5050 Shelter uniform expense	\$0.00	\$0.00	\$0.00	\$0.00		\$320.67	\$436.44	0%	\$0.00	\$0.00
5052 Humane Officer uniform expense	\$0.00	\$54.00	\$300.00	(\$246.00)	18.00%	\$4,061.74	\$2,042.29	62%	\$3,300.00	\$3,600.00
5060 Shelter travel	\$0.00	\$0.00	\$100.00	(\$100.00)	0.00%	\$994.32	\$0.00	0%	\$1,100.00	\$1,200.00
5065 Shelter staff training	\$0.00	\$0.00	\$250.00	(\$250.00)	0.00%	\$6,478.04	\$3,287.00	120%	\$2,750.00	\$3,000.00
5067 Shelter Humane Officer training	\$0.00	\$0.00	\$250.00	(\$250.00)	0.00%	\$6,549.00	\$1,800.00	65%	\$2,750.00	\$3,000.00
5069 Outside Service-ABR	\$0.00	\$0.00	\$0.00	\$0.00		\$5,000.00	\$5,000.00	67%	\$7,500.00	\$7,500.00
5072 Meetings, Staff & Volunteer Evn	\$49.76	\$226.29	\$50.00	\$176.29	452.58%	\$3,531.26	\$3,574.67	650%	\$550.00	\$600.00
5096 Rabies tag expense	\$0.00	\$0.00	\$20.00	(\$20.00)	0.00%	\$200.46	\$0.00	0%	\$220.00	\$240.00
5097 Microchip expense	\$0.00	\$1,734.84	\$350.00	\$1,384.84	495.67%	\$4,325.33	\$5,234.51	136%	\$3,850.00	\$4,200.00
5099 Miscellaneous shelter expense	\$1.00	\$1.00	\$0.00	\$1.00		\$144.03	\$141.00	0%	\$0.00	\$0.00
<b>Total 50000 SHELTER EXPENSES</b>	<b>\$128,308.00</b>	<b>\$96,741.74</b>	<b>\$77,873.00</b>	<b>\$18,868.74</b>	<b>124.23%</b>	<b>\$1,059,926.44</b>	<b>\$914,882.13</b>	<b>98%</b>	<b>\$933,361.00</b>	<b>\$1,011,234.00</b>
55000 VEHICLE EXPENSES	\$0.00	\$0.00	\$0.00	\$0.00		\$0.00	\$0.00	0%	\$0.00	\$0.00
5500 Vehicle depreciation	\$934.36	\$934.36	\$934.36	\$0.00	100.00%	\$10,277.96	\$10,277.96	100%	\$10,277.96	\$11,212.32
5510 Vehicle maintenance & repair e	\$0.00	\$1,262.68	\$212.50	\$1,050.18	594.20%	\$9,635.30	\$10,451.47	447%	\$2,337.50	\$2,550.00
5520 Vehicle insurance expense	\$377.50	\$425.00	\$390.00	\$35.00	108.97%	\$4,152.50	\$4,675.00	109%	\$4,290.00	\$4,680.00
5530 Vehicle gas	\$197.06	\$332.76	\$275.00	\$57.76	121.00%	\$3,173.35	\$2,508.97	83%	\$3,025.00	\$3,300.00
5535 Mileage reimbursement	\$19.03	\$0.00	\$90.00	(\$90.00)	0.00%	\$954.27	\$1,849.00	187%	\$990.00	\$1,080.00
5540 Vehicle license expense	\$0.00	\$0.00	\$42.50	(\$42.50)	0.00%	\$486.16	\$475.00	102%	\$467.50	\$510.00
5550 Cellular phone expense	\$99.95	\$100.00	\$100.00	\$0.00	100.00%	\$1,069.50	\$1,651.25	150%	\$1,100.00	\$1,200.00
<b>Total 55000 VEHICLE EXPENSES</b>	<b>\$1,627.90</b>	<b>\$3,054.80</b>	<b>\$2,044.36</b>	<b>\$1,010.44</b>	<b>149.43%</b>	<b>\$29,749.04</b>	<b>\$31,888.65</b>	<b>142%</b>	<b>\$22,487.96</b>	<b>\$24,532.32</b>
65000 EDUCATION EXPENSES	\$0.00	\$0.00	\$0.00	\$0.00		\$0.00	\$251.76	0%	\$0.00	\$0.00
<b>Total 65000 EDUCATION EXPENSES</b>	<b>\$0.00</b>	<b>\$0.00</b>	<b>\$0.00</b>	<b>\$0.00</b>		<b>\$0.00</b>	<b>\$251.76</b>	<b>0%</b>	<b>\$0.00</b>	<b>\$0.00</b>
7000 Office supply expense	\$198.44	\$1,223.95	\$250.00	\$973.95	489.58%	\$3,060.35	\$4,297.12	156%	\$2,750.00	\$3,000.00
7001 Humane Officer supplies	\$644.19	\$0.00	\$200.00	(\$200.00)	0.00%	\$3,553.01	\$0.00	0%	\$2,200.00	\$2,400.00
7020 Office equipment repair & maint	\$1,598.05	\$3,465.81	\$400.00	\$3,065.81	866.45%	\$4,799.86	\$12,881.81	293%	\$4,400.00	\$4,800.00
7030 Advertising expense	\$210.00	\$0.00	\$20.00	(\$20.00)	0.00%	\$210.00	\$347.65	158%	\$220.00	\$240.00
7050 Dues and membership expense	\$0.00	\$0.00	\$32.50	(\$32.50)	0.00%	\$390.00	\$410.00	115%	\$357.50	\$390.00
7060 Subscriptions expense	\$841.99	\$927.44	\$750.00	\$177.44	123.66%	\$10,627.68	\$10,690.53	130%	\$8,250.00	\$9,000.00
7070 License and application fees	\$25.00	\$160.00	\$100.00	\$60.00	160.00%	\$385.75	\$560.50	51%	\$1,100.00	\$1,200.00
7080 Accounting - in house	\$399.25	\$778.25	\$1,350.00	(\$571.75)	57.65%	\$14,846.06	\$15,479.38	104%	\$14,850.00	\$16,200.00
7110 Postage expense	\$584.00	\$0.00	\$500.00	(\$500.00)	0.00%	\$4,799.69	\$3,164.34	58%	\$5,500.00	\$6,000.00
7120 Telephone expense	\$149.96	\$40.00	\$150.00	(\$110.00)	26.67%	\$1,617.25	\$580.89	35%	\$1,650.00	\$1,800.00
7125 Internet expense	\$670.99	\$694.68	\$670.00	\$24.68	103.68%	\$6,661.97	\$7,611.48	103%	\$7,370.00	\$8,040.00
7130 TV Expense	\$78.24	\$0.00	\$0.00	\$0.00		\$850.52	\$0.00	0%	\$0.00	\$0.00
7140 Outside services	\$500.00	\$0.00	\$0.00	\$0.00		\$6,100.00	\$0.00	0%	\$0.00	\$0.00
7141 Attorney Fees	\$0.00	\$0.00	\$100.00	(\$100.00)	0.00%	\$690.00	\$2,470.00	225%	\$1,100.00	\$1,200.00

# Profit and Loss Statement

						2024	2025	%	2025	2025
<b>November 2025 Profit and Loss</b>	<b>Nov 2024</b>	<b>Nov 2025</b>	<b>Nov 2025</b>	<b>Nov 2025</b>	<b>Nov 2025</b>	<b>YTD</b>	<b>YTD</b>	<b>Actual</b>	<b>YTD</b>	<b>Total</b>
	<b>Actual</b>	<b>Actual</b>	<b>Budget</b>	<b>over Budget</b>	<b>% of Budget</b>	<b>Actual</b>	<b>Actual</b>	<b>vs YTD</b>	<b>Budget</b>	<b>Budget</b>
7150 Bank Fees	\$18.40	\$27.45	\$25.00	\$2.45	109.80%	\$247.46	\$288.70	105%	\$275.00	\$300.00
7151 Credit Card Fees	\$213.88	\$256.63	\$225.00	\$31.63	114.06%	\$2,510.72	\$3,300.94	133%	\$2,475.00	\$2,700.00
7152 SafeSave Fees	\$351.54	\$0.00	\$225.00	(\$225.00)	0.00%	\$2,249.92	\$1,370.39	55%	\$2,475.00	\$2,700.00
7153 PayPal Fees	\$38.49	\$0.00	\$50.00	(\$50.00)	0.00%	\$360.72	\$56.89	10%	\$550.00	\$600.00
7154 Benevity Fees	\$0.00	\$0.00	\$1.00	(\$1.00)	0.00%	\$5.87	\$1.54	14%	\$11.00	\$12.00
7160 Insurance - workers compensatio	\$991.65	\$1,240.00	\$1,190.00	\$50.00	104.20%	\$10,790.25	\$14,455.60	110%	\$13,090.00	\$14,280.00
7165 Insurance directors & officers	\$65.67	\$68.75	\$66.00	\$2.75	104.17%	\$722.37	\$756.25	104%	\$726.00	\$792.00
<b>Total 70000 ADMINISTRATIVE EXPENSES</b>	<b>\$7,579.74</b>	<b>\$8,882.96</b>	<b>\$6,304.50</b>	<b>\$2,578.46</b>	<b>140.90%</b>	<b>\$75,479.45</b>	<b>\$78,724.01</b>	<b>114%</b>	<b>\$69,349.50</b>	<b>\$75,654.00</b>
<b>75000 HOUSING EXPENSES</b>	<b>\$0.00</b>	<b>\$0.00</b>	<b>\$0.00</b>	<b>\$0.00</b>		<b>\$0.00</b>	<b>\$0.00</b>	<b>0%</b>	<b>\$0.00</b>	<b>\$0.00</b>
7500 Building repair & maint expense	\$1,018.99	\$408.55	\$1,600.00	(\$1,191.45)	25.53%	\$17,959.95	\$17,883.61	102%	\$17,600.00	\$19,200.00
7505 Security monitoring expense	\$0.00	\$0.00	\$85.00	(\$85.00)	0.00%	\$1,005.24	\$1,005.24	108%	\$935.00	\$1,020.00
7510 Heat and electricity expense	\$2,036.04	\$1,803.31	\$2,400.00	(\$596.69)	75.14%	\$26,251.26	\$22,113.82	84%	\$26,400.00	\$28,800.00
7515 Trash removal	\$642.00	\$692.72	\$644.00	\$48.72	107.57%	\$6,443.64	\$7,214.16	102%	\$7,084.00	\$7,728.00
7517 Snowplowing	\$0.00	\$0.00	\$350.00	(\$350.00)	0.00%	\$3,570.00	\$5,950.00	155%	\$3,850.00	\$4,200.00
7520 Water and sewer expense	\$0.00	\$0.00	\$500.00	(\$500.00)	0.00%	\$5,834.40	\$4,322.40	79%	\$5,500.00	\$6,000.00
7525 Building depreciation	\$2,744.00	\$2,744.00	\$2,744.00	\$0.00	100.00%	\$30,184.00	\$30,184.00	100%	\$30,184.00	\$32,928.00
7530 Building improvement depreciati	\$687.63	\$687.63	\$688.00	(\$0.37)	99.95%	\$7,563.93	\$7,563.93	100%	\$7,568.00	\$8,256.00
7535 Land improvement depreciation	\$68.31	\$68.31	\$69.00	(\$0.69)	99.00%	\$751.41	\$751.41	99%	\$759.00	\$828.00
7540 Insurance property & casualty	\$555.00	\$631.75	\$746.75	(\$115.00)	84.60%	\$6,105.00	\$6,949.25	85%	\$8,214.25	\$8,961.00
<b>Total 75000 HOUSING EXPENSES</b>	<b>\$7,751.97</b>	<b>\$7,036.27</b>	<b>\$9,826.75</b>	<b>(\$2,790.48)</b>	<b>71.60%</b>	<b>\$105,668.83</b>	<b>\$103,937.82</b>	<b>96%</b>	<b>\$108,094.25</b>	<b>\$117,921.00</b>
<b>8000 IN-KIND DONATIONS EXPENSE</b>	<b>\$0.00</b>	<b>\$0.00</b>	<b>\$0.00</b>	<b>\$0.00</b>		<b>\$0.00</b>	<b>\$0.00</b>	<b>0%</b>	<b>\$0.00</b>	<b>\$0.00</b>
8010 In Kind Donations Expense	\$8,000.00	\$8,000.00	\$9,600.00	(\$1,600.00)	83.33%	\$107,024.26	\$88,000.00	83%	\$105,600.00	\$115,200.00
<b>Total 8000 IN-KIND DONATIONS EXPENSE</b>	<b>\$8,000.00</b>	<b>\$8,000.00</b>	<b>\$9,600.00</b>	<b>(\$1,600.00)</b>	<b>83.33%</b>	<b>\$107,024.26</b>	<b>\$88,000.00</b>	<b>83%</b>	<b>\$105,600.00</b>	<b>\$115,200.00</b>
<b>Total Expenses</b>	<b>\$153,267.61</b>	<b>\$123,715.77</b>	<b>\$105,648.61</b>	<b>\$18,067.16</b>	<b>117.10%</b>	<b>\$1,377,848.02</b>	<b>\$1,217,684.37</b>	<b>98%</b>	<b>\$1,238,892.71</b>	<b>\$1,344,541.32</b>
<b>Net Operating Income</b>	<b>(\$117,520.37)</b>	<b>(\$85,929.58)</b>	<b>(\$69,195.53)</b>	<b>(\$16,734.05)</b>	<b>124.18%</b>	<b>(\$994,341.45)</b>	<b>(\$766,606.51)</b>	<b>91%</b>	<b>(\$837,908.83)</b>	<b>(\$907,104.36)</b>
<b>Other Income</b>										
<b>85000 FUNDRAISING INCOME</b>	<b>\$0.00</b>	<b>\$0.00</b>	<b>\$0.00</b>	<b>\$0.00</b>		<b>\$0.00</b>	<b>\$0.00</b>	<b>0%</b>	<b>\$0.00</b>	<b>\$0.00</b>
8510 In Kind Donations Income	\$8,000.00	\$8,000.00	\$9,600.00	(\$1,600.00)	83.33%	\$107,024.26	\$88,000.00	83%	\$105,600.00	\$115,200.00
8520 Gifts and donations income	\$15,978.83	\$27,338.25	\$14,300.00	\$13,038.25	191.18%	\$173,818.16	\$182,697.45	116%	\$157,300.00	\$171,600.00
8521 Major Gift Program	\$15,729.79	\$23,474.98	\$10,420.00	\$13,054.98	225.29%	\$96,110.02	\$107,120.59	93%	\$114,620.00	\$125,040.00
8525 Estate Gifts	\$0.00	\$0.00	\$0.00	\$0.00		\$0.00	\$80,499.69	0%	\$0.00	\$0.00
8530 Honorarium income	\$1,638.75	\$0.00	\$400.00	(\$400.00)	0.00%	\$5,277.58	\$566.50	13%	\$4,400.00	\$4,800.00
8600 Grant Income	\$0.00	\$0.00	\$0.00	\$0.00		\$0.00	\$500.00	0%	\$0.00	\$0.00
9001 Memorial income	\$2,944.00	\$1,170.00	\$2,000.00	(\$830.00)	58.50%	\$20,709.51	\$42,534.39	193%	\$22,000.00	\$24,000.00
9002 Coin Cans	\$322.69	\$175.00	\$310.00	(\$135.00)	56.45%	\$3,771.61	\$2,450.70	72%	\$3,410.00	\$3,720.00
9019 Beer & Cheese for Pets Please	\$0.00	\$0.00	\$0.00	\$0.00		\$12,357.80	\$18,738.87	151%	\$12,400.00	\$12,400.00

# Profit and Loss Statement

						2024	2025	%	2025	2025
<b>November 2025 Profit and Loss</b>	<b>Nov 2024</b>	<b>Nov 2025</b>	<b>Nov 2025</b>	<b>Nov 2025</b>	<b>Nov 2025</b>	<b>YTD</b>	<b>YTD</b>	<b>Actual</b>	<b>YTD</b>	<b>Total</b>
	<b>Actual</b>	<b>Actual</b>	<b>Budget</b>	<b>over Budget</b>	<b>% of Budget</b>	<b>Actual</b>	<b>Actual</b>	<b>vs YTD</b>	<b>Budget</b>	<b>Budget</b>
9023 Walk for Wags income	\$0.00	\$0.00	\$0.00	\$0.00		\$3,904.10	\$0.00	0%	\$0.00	\$0.00
9026 Business Sponsored Event	\$6,740.34	\$304.40	\$3,400.00	(\$3,095.60)	8.95%	\$38,311.02	\$18,580.76	50%	\$37,400.00	\$40,800.00
9028 Business Matching Gifts	\$51.21	\$0.00	\$2,500.00	(\$2,500.00)	0.00%	\$28,630.28	\$26,800.35	97%	\$27,500.00	\$30,000.00
9032 Aluminum can recycling income	\$471.80	\$0.00	\$300.00	(\$300.00)	0.00%	\$3,291.60	\$3,668.90	111%	\$3,300.00	\$3,600.00
9400 Miscellaneous fund raising inco	\$799.02	\$0.00	\$1,350.00	(\$1,350.00)	0.00%	\$13,711.23	\$475.42	3%	\$14,850.00	\$16,200.00
9410 Appeal income	\$45,408.00	\$41,006.40	\$27,000.00	\$14,006.40	151.88%	\$200,528.60	\$192,517.93	86%	\$223,000.00	\$250,000.00
<b>Total 85000 FUNDRAISING INCOME</b>	<b>\$98,084.43</b>	<b>\$101,469.03</b>	<b>\$71,580.00</b>	<b>\$29,889.03</b>	<b>141.76%</b>	<b>\$707,445.77</b>	<b>\$765,151.55</b>	<b>105%</b>	<b>\$725,780.00</b>	<b>\$797,360.00</b>
<b>86000 INVESTMENT INCOME</b>	<b>\$0.00</b>	<b>\$0.00</b>	<b>\$0.00</b>	<b>\$0.00</b>		<b>\$0.00</b>	<b>\$0.00</b>	<b>0%</b>	<b>\$0.00</b>	<b>\$0.00</b>
8900 Interest income	\$0.00	\$5.13	\$1,100.00	(\$1,094.87)	0.47%	\$11,365.68	\$10,392.71	86%	\$12,100.00	\$13,200.00
8901 Dividend income	\$80.17	\$74.23	\$200.00	(\$125.77)	37.12%	\$2,601.46	\$2,233.94	102%	\$2,200.00	\$2,400.00
8902 Unrealized gain/(loss) on invst	\$3,409.57	\$0.00	\$200.00	(\$200.00)	0.00%	\$31,366.02	\$25,767.88	1171%	\$2,200.00	\$2,400.00
8910 Realized gain/(loss) on invst	\$0.00	\$733.87	\$800.00	(\$66.13)	91.73%	\$19,426.99	\$19,223.03	218%	\$8,800.00	\$9,600.00
<b>Total 86000 INVESTMENT INCOME</b>	<b>\$3,489.74</b>	<b>\$813.23</b>	<b>\$2,300.00</b>	<b>(\$1,486.77)</b>	<b>35.36%</b>	<b>\$64,760.15</b>	<b>\$57,617.56</b>	<b>228%</b>	<b>\$25,300.00</b>	<b>\$27,600.00</b>
9450 Miscellaneous other income	\$0.00	\$1,032.00	\$0.00	\$1,032.00		\$0.00	\$1,629.75	0%	\$0.00	\$0.00
9499 Sales tax discount	\$10.07	\$10.25	\$10.00	\$0.25	102.50%	\$110.78	\$151.41	138%	\$110.00	\$120.00
<b>Total Other Income</b>	<b>\$101,584.24</b>	<b>\$103,324.51</b>	<b>\$73,890.00</b>	<b>\$29,434.51</b>	<b>139.84%</b>	<b>\$772,316.70</b>	<b>\$824,550.27</b>	<b>110%</b>	<b>\$751,190.00</b>	<b>\$825,080.00</b>
8909 Investment fees expense	\$110.00	\$128.26	\$500.00	(\$371.74)	25.65%	\$5,982.09	\$5,091.34	93%	\$5,500.00	\$6,000.00
<b>9500 FUNDRAISING EXPENSES</b>	<b>\$0.00</b>	<b>\$0.00</b>	<b>\$0.00</b>	<b>\$0.00</b>		<b>\$0.00</b>	<b>\$178.52</b>	<b>0%</b>	<b>\$0.00</b>	<b>\$0.00</b>
9523 Walk for Wags expense	\$0.00	\$0.00	\$0.00	\$0.00		\$4,418.31	\$0.00	0%	\$0.00	\$0.00
9527 Beer & Cheese for Pets Expense	\$0.00	\$0.00	\$0.00	\$0.00		\$11,439.49	\$10,947.05	91%	\$12,000.00	\$12,000.00
9900 Miscellaneous fund raising expe	\$0.00	\$0.00	\$300.00	(\$300.00)	0.00%	\$3,424.61	\$0.00	0%	\$3,300.00	\$3,600.00
9910 Appeal expense	\$17,461.97	\$23,044.50	\$6,750.00	\$16,294.50	341.40%	\$70,774.39	\$78,844.37	106%	\$74,250.00	\$81,000.00
<b>Total 9500 FUNDRAISING EXPENSES</b>	<b>\$17,461.97</b>	<b>\$23,044.50</b>	<b>\$7,050.00</b>	<b>\$15,994.50</b>	<b>326.87%</b>	<b>\$90,056.80</b>	<b>\$89,969.94</b>	<b>100%</b>	<b>\$89,550.00</b>	<b>\$96,600.00</b>
9990 NSF checks	\$0.00	\$5.00	\$0.00	\$5.00		\$0.00	\$5.00	0%	\$0.00	\$0.00
9995 Miscellaneous other expense	\$0.00	\$0.00	\$20.00	(\$20.00)	0.00%	\$438.69	\$0.00	0%	\$220.00	\$240.00
9996 Over/Short	\$4.62	\$0.00	\$0.00	\$0.00		(\$18.84)	\$1.88	0%	\$0.00	\$0.00
<b>Total Other Expenses</b>	<b>\$17,576.59</b>	<b>\$23,177.76</b>	<b>\$7,570.00</b>	<b>\$15,607.76</b>	<b>306.18%</b>	<b>\$96,458.74</b>	<b>\$95,068.16</b>	<b>100%</b>	<b>\$95,270.00</b>	<b>\$102,840.00</b>
<b>Net Other Income</b>	<b>\$84,007.65</b>	<b>\$80,146.75</b>	<b>\$66,320.00</b>	<b>\$13,826.75</b>	<b>120.85%</b>	<b>\$675,857.96</b>	<b>\$729,482.11</b>	<b>111%</b>	<b>\$655,920.00</b>	<b>\$722,240.00</b>
<b>Net Income</b>	<b>(\$33,512.72)</b>	<b>(\$5,782.83)</b>	<b>(\$2,875.53)</b>	<b>(\$2,907.30)</b>	<b>201.10%</b>	<b>(\$318,483.49)</b>	<b>(\$37,124.40)</b>	<b>20%</b>	<b>(\$181,988.83)</b>	<b>(\$184,864.36)</b>

MANAGEMENT BUDGET									
		Nov-2025				Nov-2025			
		Actual	Budget	Difference		YTD Difference	YTD Actual	YTD Budget	Total Budget
<b>Net Income</b>		(\$5,782.83)	(\$2,875.53)	(\$2,907.30)		144,864.43	(\$37,124.40)	(\$181,988.83)	(\$184,864.36)
<b>Adjustments</b>		Worse				Better			
8525 Estate Gifts		\$0.00	\$0.00	\$0.00		(\$80,499.69)	(\$80,499.69)	\$0.00	\$0.00
5040 Shelter equipment depreciation		\$605.29	\$650.00	(\$44.71)		(\$491.81)	\$6,658.19	\$7,150.00	\$7,800.00
5500 Vehicle depreciation		\$934.36	\$934.36	\$0.00		\$0.00	\$10,277.96	\$10,277.96	\$11,212.32
7525 Building depreciation		\$2,744.00	\$2,744.00	\$0.00		\$0.00	\$30,184.00	\$30,184.00	\$32,928.00
7530 Building improvement depreciati		\$687.63	\$688.00	(\$0.37)		(\$4.07)	\$7,563.93	\$7,568.00	\$8,256.00
7535 Land improvement depreciation		\$68.31	\$69.00	(\$0.69)		(\$7.59)	\$751.41	\$759.00	\$828.00
Total 86000 INVESTMENT INCOME		(\$813.23)	(\$2,300.00)	\$1,486.77		(\$32,317.56)	(\$57,617.56)	(\$25,300.00)	(\$27,600.00)
<b>Net Budget for cash flow</b>		(\$1,556.47)	(\$90.17)	(\$1,466.30)		\$31,543.71	(\$119,806.16)	(\$151,349.87)	(\$151,440.04)
		Worse				Better			
Expected contribution from Reserve Account		\$0.00	\$90.17	\$90.17		\$151,349.87	\$0.00	\$151,349.87	\$151,440.04
		Better				Better			
<b>Mission (animals before budget)</b>									
5035 Outside Vet Service		\$1,470.18	\$3,700.00	(\$2,229.82)		(\$17,315.86)	\$23,384.14	\$40,700.00	\$44,400.00
5037 Medical supply expense		\$8,892.03	\$6,000.00	\$2,892.03		\$46,126.04	\$122,126.04	\$76,000.00	\$82,000.00
5039 Medical Outside Services		\$2,564.85	\$675.00	\$1,889.85		\$27,017.94	\$34,442.94	\$7,425.00	\$8,100.00
4146 Services for Partner Shelters		(\$7,898.45)	(\$4,500.00)	(\$3,398.45)		(\$50,361.50)	(\$99,861.50)	(\$49,500.00)	(\$54,000.00)
4147 Other Medical Services		\$0.00	(\$75.00)	\$75.00		(\$934.51)	(\$1,759.51)	(\$825.00)	(\$900.00)
		\$5,028.61	\$5,800.00	(\$771.39)		\$4,532.11	\$78,332.11	\$73,800.00	\$79,600.00
<b>Savings for expected expenses</b>									
Reserve for vehicle		\$0.00	\$450.00	\$450.00		(\$4,950.00)	\$0.00	\$4,950.00	\$5,400.00
Reserve for building		\$0.00	\$1,200.00	\$1,200.00		(\$13,200.00)	\$0.00	\$13,200.00	\$14,400.00
Reserve for technology		\$0.00	\$1,000.00	\$1,000.00		(\$11,000.00)	\$0.00	\$11,000.00	\$12,000.00
<b>We should be saving for future</b>		\$0.00	\$2,650.00	(\$2,650.00)		(\$29,150.00)	\$0.00	\$29,150.00	\$31,800.00
		Worse				Worse			
<b>Measure of Success</b>		\$3,472.14	\$8,359.83	(\$4,887.69)		\$6,925.82	(\$41,474.05)	(\$48,399.87)	(\$40,040.04)
		Worse				Better			



## Humane Society of Portage County IT Status Report – November 2025

Many of the things I do and help with are like the movie Groundhog Day, we do them every month. Some we do every week and other are daily activities.

### **Board Support**

- Created the board package. (see May 2021 report for details).

### **Updated animal counts at the “Shelter Animal Count” web site**

- Physical inventory of animals in the shelter. This process guarantees our computer systems match real life. It increases trust in the system
- Prepared the foster report.

### **IT Support**

- Cross trained Peter to use calendarwiz and signup genius. These tools are used to establish events like our spay neuter and vaccination clinics.
- Preparation work for the Bissell Empty the shelter event

### **Staff Support**

- Transported food and supplies from our offsite storage.

### **Fundraising Support**

- Donation letters - Folded letters and helped a volunteer stuff and apply postage to envelopes.

### **Administrative support**

- Research, development, document and execute bookkeeping activities.
- Perform onboarding of new employees
- Updated the 2026 budget
- Continued training and development support for Lori Horky.
- Updated operational statistics to track animal counts and staff hours.

### **Facilities Support**

- Perform building repairs as required.
- Provide support for laundry and critter kitchen activities.

### **Animal Control Support**

- Helped prepare and give a presentation to the Village of Junction City

## Vehicle Miles Driven

Month		Transit connect #2020- 46:	Transit Connect #2020-47:	Chevy Suburban #1997-90	Chevy Express Van#2007-02
Aug-24	Odometer	50803	33655	203383	167650
	Miles driven	1401	2126	0	107
Sep-24	Odometer	51026	35644	203383	167682
	Miles driven	223	1989	0	32
Oct-24	Odometer	51172	37032	203383	167692
	Miles driven	146	1388	0	10
Nov-24	Odometer	51440	38329	203383	167697
	Miles driven	268	1297	0	5
Dec-24	Odometer	51945	39064	203383	167697
	Miles driven	505	735	0	0
Jan-25	Odometer	52336	39807	203383	167697
	Miles driven	391	743	0	0
Feb-25	Odometer	52348	40750	203383	167697
	Miles driven	12	943	0	0
Mar-25	Odometer	52659	41250	203383	167713
	Miles driven	311	500	0	16
Apr-25	Odometer	52822	41971	203383	167795
	Miles driven	163	721	0	82
May-25	Odometer	53529	42806	203383	167810
	Miles driven	707	835	0	15
Jun-25	Odometer	54047	44481	203383	167925
	Miles driven	518	1675	0	115
Jul-25	Odometer	54575	46067	203383	168083
	Miles driven	528	1586	0	158
Aug-25	Odometer	56587	47134	203383	168124
	Miles driven	2012	1067	0	41
Sep-25	Odometer	57756	47921	203383	168153
	Miles driven	1169	787	0	29
Oct-25	Odometer	59732	48662	203396	168164
	Miles driven	1976	741	13	11
Nov-25	Odometer	60997	49598	203396	168229
	Miles driven	1265	936	0	65

## **2024 Dog Licenses Sold**

24 in December 2023

47 in January 2024

34 in February 2024

64 in March 2024

27 in April 2024

8 in May 2024

15 in June 2024

15 in July 2024

11 in August 2024

4 in September 2024

7 in October 2024

2 in November 2024

**258 Total**

## **2025 Dog Licenses Sold**

20 in December 2024

47 in January 2025

42 in February 2025

59 in March 2025

30 in April 2025

15 in May 2025

8 in June 2025

5 in July 2025

9 in August 2025

12 in September 2025

6 in October 2025

2 in November 2025

**255 Total**

# Primary Printer Counts

Month		Lobby Print	Lobby Copies	Lobby Scans	Vet Print	Vet Copies	Vet Scans	Bookkeeper Print	Bookkeeper Copies	Bookkeeper Scans	Back Office Print	Back Office Copies	Back Office Scans
Sep-24	Meter	221697	40842	66763	38574	16085	17587	58,395	8,820	24,182	161,231	14,289	57,565
	Used	4979	968	1306	1152	242	379	807	114	322	376	0	0
Oct-24 from 11/15/24	Meter	234242	42283	70774	41050	16452	18046	60,118	9,080	25,150	162,060	14,291	57,568
	Used	12545	1441	4011	2476	367	459	1723	260	968	829	2	3
Nov-24	Meter	239601	44570	71991	41971	16556	18186	60,794	9,272	25,383	162,720	14,325	57,602
	Used	5359	2287	1217	921	104	140	676	192	233	660	34	34
Dec-24	Meter	245579	46377	74169	43355	16806	18496	61,670	9,391	25,723	162,865	14,358	57,635
	Used	5978	1807	2178	1384	250	310	876	119	340	145	33	33
Jan-25	Meter	252921	46677	76368	44577	17253	18967	62,959	9,554	26,201	163,414	14,365	57,665
	Used	7342	300	2199	1222	447	471	1289	163	478	549	7	30
Feb-25	Meter	259465	48715	80174	45470	17495	19315	63,172	9,586	26,329	163,649	14,396	57,676
	Used	6544	2038	3806	893	242	348	213	32	128	235	31	11
Mar-25	Meter	266115	50428	82761	46662	17996	19858	63,818	9,627	26,753	164,765	14,402	57,687
	Used	6650	1713	2587	1192	501	543	646	41	424	1,116	6	11
Apr-25	Meter	272680	52174	85402	47885	18431	20264	64,833	9,665	27,394	165,834	14,424	57,712
	Used	6565	1746	2641	1223	435	406	1015	38	641	1,069	22	25
May-25	Meter	279193	53260	87490	49014	18837	20738	65,678	9,717	27,950	167,067	14,436	57,718
	Used	6513	1086	2088	1129	406	474	845	52	556	1,233	12	6
Jun-25	Meter	284165	55061	89187	50428	19519	21603	66,270	9,765	28,357	168,601	14,439	57,738
	Used	4972	1801	1697	1414	682	865	592	48	407	1,534	3	20
Jul-25	Meter	290740	56656	91283	52733	19980	22115	66,976	9,796	28,798	169,501	14,443	57,743
	Used	6575	1595	2096	2305	461	512	706	31	441	900	4	5
Aug-25	Meter	297705	58206	93631	54150	20355	22561	67915	9907	29260	170334	14447	57745
	Used	6965	1550	2348	1417	375	446	939	111	462	833	4	2
Sep-25	Meter	304003	60138	95890	56319	21070	23233	68213	9863	29761	171628	14450	57750
	Used	6298	1932	2259	2169	715	672	298	-44	501	1,294	3	5
Oct-25	Meter	312841	62634	98522	57739	21531	23778	68888	9899	30170	172085	14480	57753
	Used	8838	2496	2632	1420	461	545	675	36	409	457	30	3
Nov-25	Meter	321270	64424	100224	59256	21987	23778	69373	9936	30602	172858	14482	57755
	Used	8429	1790	1702	1517	456	24231	485	37	432	773	2	2

Vet copier was in the lobby until Feb 2022

Vet copier was replaced by Star in August 2022

estimated

Bookkeeper counts started in September 2022

Back Office counts started late October 2022

In July 24 Back office printer had parts swapped and one of the parts was the count memory

# Adoption applications

2025 Cat Applications as of December 10, 2025 (some adoptions involve multiple cats)

Status	Animal Already Adopted	Animal at different shelter	Animal not a good fit	Animal Not Available	Approved by HSPC	Cancelled by applicant	Denied by HSPC	Incomplete	Medical Hold	New	No Animal chosen	No response from applicant	Pending	Total	Adopted
Jan-25	4	0	9	1	37	9	8	1	0	0	0	16	0	85	53
Feb-25	10	0	1	0	27	8	7	6	0	1	0	13	0	73	31
Mar-25	1	0	1	1	30	8	10	7	0	0	0	4	0	62	40
Apr-25	0	0	0	0	33	0	5	8	0	5	0	0	0	51	54
May-25	1	0	0	0	32	1	0	13	0	5	0	0	0	52	33
Jun-25	2	0	0	0	25	0	0	14	0	4	0	0	0	45	33
Jul-25	1	0	3	2	35	0	0	1	0	6	0	0	9	57	41
Aug-25	0	0	1	2	42	1	0	1	0	5	0	4	9	65	46
Sep-25	1	0	2	0	48	0	0	0	0	16	0	10	13	90	50
Oct-25	1	1	3	4	59	5	5	0	0	4	0	4	9	95	75
Nov-25	0	0	0	0	51	1	2	0	0	6	0	1	5	66	42
Dec-25															
<b>Total</b>	<b>21</b>	<b>1</b>	<b>20</b>	<b>10</b>	<b>419</b>	<b>33</b>	<b>37</b>	<b>51</b>	<b>0</b>	<b>52</b>	<b>0</b>	<b>52</b>	<b>45</b>	<b>741</b>	<b>498</b>

**Note Adopted** The count of adoptions is from the animal inventory report. The adoption process takes time. After applications are approved it takes time for applicant to schedule a meet and pickup date. Sometimes an adoption is delayed until an animal is spayed or neutered or a medical problem is resolved. Adoption counts may be higher than application counts because some adoptions are for a pair of animals.

**2025 Dog Applications as of December 10, 2025**

Status	Animal Already Adopted	Animal at different shelter	Animal not a good fit	Animal not available	Approved by HSPC	Cancelled by applicant	Denied by HSPC	Incomplete	Medical Hold	New	No Animal chosen	No response from applicant	Pending	Total	Adoptions
Jan-25	2	0	2	3	2	1	0	1	0	0	1	0	0	12	5
Feb-25	7	0	8	2	10	2	0	1	0	0	1	1	0	32	8
Mar-25	2	0	5	2	9	3	1	0	0	0	0	1	0	23	2
Apr-25	14	0	8	3	18	5	3	2	0	0	0	1	0	54	10
May-25	5	0	5	8	11	0	0	3	0	2	0	1	0	35	8
Jun-25	1	0	6	21	15	2	0	3	0	1	0	2	0	51	9
Jul-25	7	0	3	7	12	2	0	0	0	0	0	0	0	31	4
Aug-25	5	0	4	3	10	3	0	0	0	0	0	0	0	25	8
Sep-25	21	0	3	13	7	1	1	0	0	0	0	0	0	46	11
Oct-25	3	0	4	4	16	3	2	1	0	0	0	7	0	40	8
Nov-25	1	0	2	6	7	3	2	0	0	0	0	2	0	23	16
Dec-25															
<b>Total</b>	<b>68</b>	<b>0</b>	<b>50</b>	<b>72</b>	<b>117</b>	<b>25</b>	<b>9</b>	<b>11</b>	<b>0</b>	<b>3</b>	<b>2</b>	<b>15</b>	<b>0</b>	<b>372</b>	<b>89</b>

**Note Adoptions** The count of adoptions is from the animal inventory report. The adoption process takes time. After applications are approved it takes time for applicant to schedule a meet and pickup date. Sometimes an adoption is delayed until an animal is spayed or neutered or a medical problem is resolved. Adoption counts may be higher than application counts because some adoptions are for a pair of animals.

# Public Visibility Details

Videos created by Sara Theroux (City of Stevens Point) with commentary by Joan Platt



Pets and Personalities on Parade

13 views · 10 days ago



Available Pets at the Humane Society in Portage County.



Pets and Personalities on Parade - October 6, 2025

12 views · 2 weeks ago



Pets and Personalities on Parade - October 15, 2025

9 views · 10 days ago



Pets and Personalities on Parade - September 5, 2025

25 views · 1 month ago



## Facebook

The following pages show the Facebook posts that were active when the information was extracted. There are many additional posts that were made during the month and were later deleted. Posts are regularly deleted to reduce confusion. Here are some examples:

1. Lost and then Found
  - a. Animal is reported as lost – post is created
  - b. Animal is found – lost post is deleted – found post created
2. Found and then reunited
  - a. Animal is found – post is created
  - b. Animal is reunited – found post is deleted – reunited post created
3. Adoption
  - a. Animal is promoted as adoptable – post created
  - b. Animal is adopted – adoptable post is deleted – adopted post added – found post (if any) is deleted

# November 2025 recap of FaceBook activity (created on Dec 29, 2025)

Many of Facebook’s reports changed in June 2025. The new versions are in this report..

New Facebook formats are part of changes made by Facebook Early April 2022 many of the charts and graphs we had been publishing have not been implemented in “New” Facebook.

“New” Facebook is a term used by Facebook to indicate a new set of controls and layouts for Facebook Administrators. If / When the charts become available they will be added to our board package



## Humane Society of Portage County

19K followers • 140 following  
 Animal shelter/Animal Control for Portage County WI  
 This page administered by volunteers and not monitored 24/7.  
 See [www.hspcwi.org](http://www.hspcwi.org) for more info.  
 Animal Control services available 24/7. See website.  
 501(c)(3) non-profit  
 Dog Seller License Number 268237  
 ■ Animal Shelter . \$

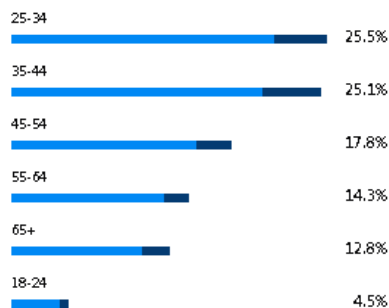
Professional dashboard Edit Advertise

### people – fans

#### Age & gender

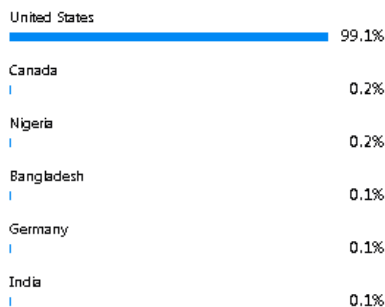
Lifetime

● Women ● Men ● Unknown



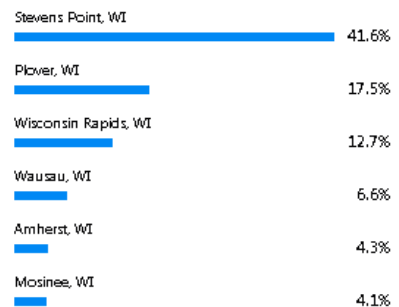
#### Country

Lifetime



#### Cities

Lifetime



19,183 Total followers ⓘ

+0.5% from previous 60 days



96

Net follows ⓘ



200

Unfollows ⓘ

1,411,297 ↓ -10%  
Views ⓘ

9,661 ↑ 90%  
3-second views ⓘ

5 ↑ 150%  
1-minute views ⓘ



### Interaction overview ⓘ

Last 60 days: Oct 30 - Dec 28 ▼

35,239 Interactions ⓘ

-8.1% from previous 60 days



28,963

Reactions ⓘ



1,842

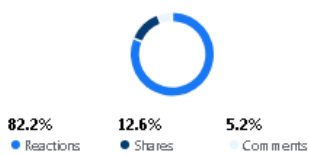
Comments ⓘ



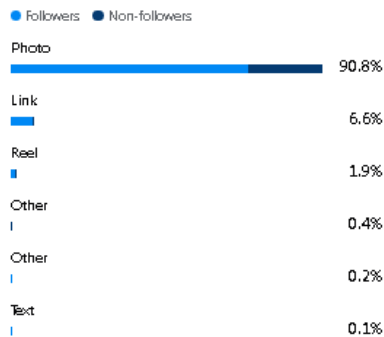
4,434

Shares ⓘ

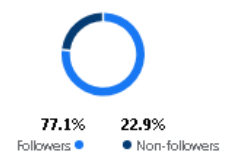
### By interaction type ⓘ



### By content type ⓘ




### By followers vs non-followers ⓘ



**Note –When an animal stops being adoptable or a few days after a lost pet has been reunited with its owner our administrator removes prior posts from Facebook that referenced the animal.**

**Our top posts - In November we had several posts with high view & reach values.**

 Humane Society of Portage County  
Published by Darcy Jarman • November 23

UPDATE: THIS DOG HAS BEEN FOUND. Thanks for your help.

LOST DOG! HELP THE OWNER FIND HER  
Rosie was lost 11/22/25 from Kwik Trip at 5311 Old Hwy 18, Stevens Point WI (At the Interstate 39 and Highway 10 interchange).



Views=37992 Viewers=18804 Interactions=400

 Humane Society of Portage County  
Published by Darcy Jarman • November 28

UPDATE Mauser has been adopted ❤️

NEWLY ADOPTABLE - MAUSER!  
An excerpt from his profile says "Mauser is a three-year-old 70# Labrador Retriever. Labradors are friendly, intelligent, high-energy dogs. They require lots of attention and exercise. They are highly trainable and very loyal. Mauser will do well with older children, some dogs, and has lived with cats. He will need a home that provides companionship and activities. Mauser weighs 70# is house trained, current on vaccines, micro chipped and heart worm negative."  
Our pet profiles and our adoption applications are on our website. You can find links in the comments.  
If you are interested in adopting an animal, please fill out our online application. When your application is approved, our Adoption Team will contact you to schedule an appointment to meet pets and choose who to adopt.



Views=25332 Viewers=16769 Interactions=200

**Humane Society of Portage County**  
Published by Darcy Jarman · November 11 ·

**LOST DOG! HELP THE OWNER FIND HIM**

Tripper was lost 11/11/25 from Buelow Road near Dulke Road in the Town of Lanark WI. There is special concern since his owner says "Tripper has seizures, and needs meds. Please contact ASAP". The owner has created an entry in our Lost & Found list. The full Lost & Found entry is on our website. You can find a link in the comments.

PLEASE NOTE Although we are sharing this information on Facebook, the most current information will be available on our Lost & Found list. Please take the link and use the contact information provided in the entry to get in touch with the person.



Views=13785 Viewers=8245 Interactions=288

**Humane Society of Portage County**  
Published by Darcy Jarman · November 12 ·

**KITTEN SEASON** is not just a Spring phenomenon. Mama cats can keep having litters until the weather turns cold. When it DOES turn cold, people worry about the kittens (and the older strays) that they fear are facing winter without a home. Lots of those cats are brought to the shelter. And so, we have taken in 45 kitties since November 1.

There are many people who quietly and consistently support the shelter. We hope they realize how much that help is appreciated. The 45 homeless cats that came to us so far this month will be cared for until they are reclaimed or adopted into a new home. They are part of our current population of 247 animals whose care is our mission. Fortunately we have fabulous fosters who assist by giving dozens of animals a temporary home. We are endlessly grateful for our Portage County community and the help they provide. With so many pets who need homes we want to remind you of the importance of controlling the pet population.

Here, starting with the higher levels of involvement, are some ways to assist HSPC in our mission to care for homeless pets.

- 👉 Become a foster. Here is a link to information on fostering <https://hspcwi.org/foster/>
- 👉 Help us free up space for the burgeoning population by adopting pets who are already waiting for homes.

- 👉 Spay/neuter dogs and cats that are within your care.
- 👉 Educate (gently) people who don't realize the burden their un-fixed pets put on the community.
- 👉 Donate pet food or other supplies that we use regularly. Here is a link to our wish list <https://hspcwi.org/wish-list/>
- 👉 Donate money that we can use for whatever is our most urgent need.

If you become aware of a stray litter of cats, our Humane Officer Team can advise you. You can email them at [humane.officer@hspcwi.org](mailto:humane.officer@hspcwi.org)



Views=9190 Viewers=5502 Interactions=129

**Humane Society of Portage County** added a photo to the album: 2025 Donors, visitors, etc.  
Published by Darcy Jarman · November 6 ·

A roaring hug and thank you goes out to **Kam Martinez** and his support team, **Henke Motorsports**, for the donation generated by Kam's 2025 fundraiser. A portion of the income from Kam's t-shirt sales was earmarked for HSPC, plus Kam managed a collection jar for donations. Thanks to his fans for supporting him and HSPC. Kam delivered the donation to the shelter today and took a tour to see the shelter animals who are now his fans too! Presenting the check to Executive Director Sherri Galle-Teske are John Henke and Kam. Not pictured is Steve Henke. For more information on Kam Martinez #57 Racing go to [Henkemotorsports.com](http://Henkemotorsports.com)



Views=7817 Viewers=5200 Interactions=69

Views=7515 Viewers=4285 Interactions=119

Views=7512 Viewers=4432 Interactions=143

Views=7146 Viewers=3958 Interactions=96

Views=6823 Viewers=3872 Interactions=106

Views=6584 Viewers=3652 Interactions=127

## Volunteer Statistics

This new report started in May 2023 and replaces the previous report which only covered volunteers.

There are many volunteers that help us with events and several board members helping with community activities and veterinary services that are not counted in these reports.

On April 12, 2025 two purges were performed, 179 applicants and 6 control names were archived. The 179 applicants had been applicants for more than six months.

Our current counts as of November 15, 2025 are:

- 71 are prospects - people who applied for a job between 4/13/24 – 11/15/25. The majority of these are waiting to be deleted
  - 134 are applicants - people who applied to volunteer between 10/20/24 – 11/15/25. The majority of these have been reviewed and their availability does not match our needs.
  - 16 are Inactive waiting to be deleted – volunteers or staff that have left us
  - 31 are staff members or recent resignations (3)
  - 1 is a doctor - we use Volgistics to track hours
  - 28 are staff foster records (7 are for staff that have resigned)
  - 147 volunteer or foster records many with zero activity in 2025. Some are fosters that take specific animals (horse, birds, reptiles) and are available to help. Some are event staff that help at large events like Beer & Cheese for Pets
- 
- 412 Total Records in Volgistics ALL categories

All prospects for jobs are passed to the appropriate supervisor review

All applicants for volunteering are passed to the Executive Director for review

All foster applications are passed to the medical team for review (None are waiting at this time)



# Monthly Service By Assignment

September 2025 to November 2025

Place	Assignment	Sep 2025 Hours	Sep 2025 Volunteer Count	Oct 2025 Hours	Oct 2025 Volunteer Count	Nov 2025 Hours	Nov 2025 Volunteer Count	Total Hours	Total Volunteer Count
Staff	Adoption	323:51	2	324:10	2	251:28	2	899:29	2
	Animal Enrichment	0:00	0	0:00	0	0:00	0	0:00	0
	Animal Protection Intern	66:30	1	88:31	1	70:16	1	225:17	1
	Bookkeeper	105:40	1	104:50	1	72:04	1	282:34	1
	Humane Officer	341:26	3	456:54	3	414:11	3	1,212:31	3
	IT Intern	127:47	1	150:21	1	117:19	1	395:27	1
	Manager on Duty	171:50	1	189:28	1	144:56	1	506:14	1
	Shelter Care - Missed Shift	0:00	0	0:00	0	0:00	0	0:00	0
	Shelter Care - Pick Up Shift	18:03	4	37:23	6	57:51	8	113:17	12
	Shelter Care Manager	0:00	0	0:00	0	0:00	0	0:00	0
	Shelter Care	1,503:42	18	1,460:31	19	1,402:53	20	4,367:06	20
	Veterinary Team - Certified Veterinary Technician	165:27	1	203:51	2	272:59	2	642:17	2
	Veterinary Team - Missed Shift	0:00	0	0:00	0	0:00	0	0:00	0
	Veterinary Team - Pick Up Shift	0:00	0	0:00	0	12:42	1	12:42	1
	Veterinary Team - Veterinarian	0:00	0	0:15	1	0:00	0	0:15	1
	Veterinary Team - Veterinary Assistant	259:22	3	422:27	4	319:40	4	1,001:29	4
<b>Total</b>		<b>3,083:38</b>	<b>31</b>	<b>3,438:41</b>	<b>35</b>	<b>3,136:19</b>	<b>35</b>	<b>9,658:38</b>	<b>36</b>
Staff - Adjustments	Adjustment - add paid time	0:00	0	0:00	0	0:00	0	0:00	0
	Adjustment - subtract paid time	0:00	0	0:00	0	0:00	0	0:00	0
	Exception - see employee file	0:00	0	0:00	0	0:00	0	0:00	0

Place	Assignment	Sep 2025 Hours	Sep 2025 Volunteer Count	Oct 2025 Hours	Oct 2025 Volunteer Count	Nov 2025 Hours	Nov 2025 Volunteer Count	Total Hours	Total Volunteer Count
	Funeral	0:00	0	0:00	0	0:00	0	0:00	0
	PTO - Cash Out	76:30	5	291:00	10	302:27	10	669:57	14
	PTO - Paid Time Off	25:00	3	38:00	3	58:00	4	121:00	4
	<b>Total</b>	<b>101:30</b>	<b>8</b>	<b>329:00</b>	<b>13</b>	<b>360:27</b>	<b>14</b>	<b>790:57</b>	<b>18</b>
Volunteer Services	Administrative Assistant	0:00	0	0:00	0	0:00	0	0:00	0
	Building Maintenance	0:00	0	0:00	0	0:00	0	0:00	0
	Cat Lead Volunteer	67:00	2	51:30	2	41:06	2	159:36	2
	Cat Socialization	95:36	8	125:29	7	115:06	8	336:11	11
	Community Service	0:00	0	0:00	0	0:00	0	0:00	0
	Dog Lead Volunteer	0:00	0	0:00	0	0:00	0	0:00	0
	Dog Walker	19:05	2	22:13	1	10:20	2	51:38	3
	Fill The Van	0:00	0	0:00	0	0:00	0	0:00	0
	Foster - Bird	24:00	1	31:00	1	13:00	1	68:00	1
	Foster - Cat or Kitten	1,862:00	21	2,393:00	22	2,116:00	21	6,371:00	28
	Foster - Dog or Puppy	19:00	1	3:00	1	59:00	2	81:00	3
	Foster - Farm Animal	0:00	0	0:00	0	0:00	0	0:00	0
	Foster - Horse	0:00	0	0:00	0	0:00	0	0:00	0
	Foster - Reptile	0:00	0	0:00	0	0:00	0	0:00	0
	Foster - Small Mammal	0:00	0	0:00	0	0:00	0	0:00	0
	Guest Volunteer	0:00	0	0:00	0	0:00	0	0:00	0
	Housekeeping	70:52	5	87:09	5	133:10	6	291:11	7
	IT Technician	319:09	1	268:13	1	250:40	1	838:02	1
	Medical Assistant	0:00	0	0:00	0	0:00	0	0:00	0
	Photographer	0:00	0	0:00	0	0:00	0	0:00	0
	Presenter - Business Group	0:00	0	0:00	0	0:00	0	0:00	0

Place	Assignment	Sep 2025 Hours	Sep 2025 Volunteer Count	Oct 2025 Hours	Oct 2025 Volunteer Count	Nov 2025 Hours	Nov 2025 Volunteer Count	Total Hours	Total Volunteer Count
	Presenter - Education Classroom	0:00	0	0:00	0	0:00	0	0:00	0
	Rabbit Socialization	0:00	0	0:00	0	0:00	0	0:00	0
	Reception / Greeter	30:03	3	33:09	4	21:17	3	84:29	4
	Social Media	180:00	1	186:00	1	174:00	1	540:00	1
	Videographer	0:35	1	2:35	1	0:00	0	3:10	1
	Youth Assistant	0:00	0	0:00	0	0:00	0	0:00	0
	Total	2,687:20	43	3,203:18	45	2,933:39	47	8,824:17	58
	<b>Grand total</b>	<b>5,872:28</b>	<b>74</b>	<b>6,970:59</b>	<b>80</b>	<b>6,430:25</b>	<b>83</b>	<b>19,273:52</b>	<b>95</b>

## November 2025 Animal Nights in Foster

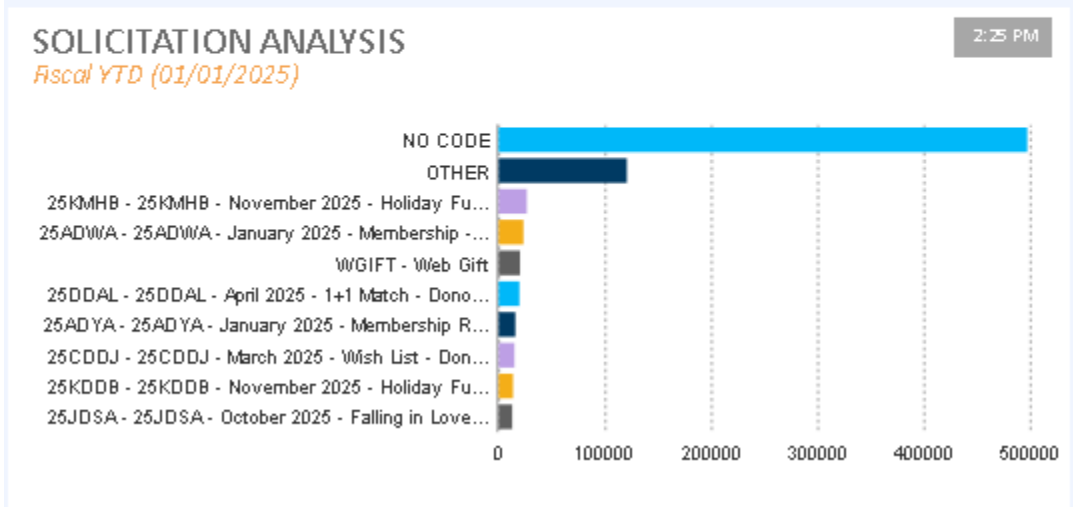
11/1/2025	11/2/2025	11/3/2025	11/4/2025	11/5/2025	11/6/2025	11/7/2025	11/8/2025	11/9/2025	11/10/2025	11/11/2025	11/12/2025	11/13/2025	11/14/2025	11/15/2025	11/16/2025	11/17/2025	11/18/2025	11/19/2025	11/20/2025	11/21/2025	11/22/2025	11/23/2025	11/24/2025	11/25/2025	11/26/2025	11/27/2025	11/28/2025	11/29/2025	11/30/2025	N/A	TOTAL	SORT-KEY
0	0	0	0	0	0	0	0	0	0	0	0	0	0	0	0	0	0	0	0	5	5	5	5	5	5	5	5	5	5	0	50	Cat-(Gra
1	1	1	1	1	1	1	1	1	1	1	1	1	1	1	1	1	1	1	1	1	1	1	1	1	1	1	1	1	1	0	30	Cat-(Ma
2	2	2	2	2	2	2	2	2	2	2	2	2	2	2	2	2	2	2	6	6	6	6	6	6	6	6	6	6	6	0	104	Cat-And
0	0	0	0	0	0	0	0	0	0	0	0	0	0	0	0	0	0	0	0	0	0	0	0	0	0	0	1	1	1	0	3	Cat-Bro
19	19	19	19	19	19	18	17	17	17	18	18	18	15	15	15	16	18	15	15	13	11	11	13	18	18	18	18	18	18	0	502	Cat-Cafe
5	5	5	7	6	6	6	5	5	5	5	5	6	2	2	2	2	2	2	2	2	2	2	2	2	2	2	3	2	2	0	106	Cat-Cen
2	2	2	2	2	2	2	2	2	2	2	2	2	2	0	0	0	0	0	0	0	0	0	0	0	0	0	0	0	0	0	28	Cat-Clau
0	0	0	0	0	0	0	0	0	0	0	0	0	0	0	0	0	0	0	0	0	0	0	0	0	0	0	0	1	1	0	2	Cat-Dea
5	5	2	2	2	2	2	2	2	2	2	2	4	4	4	4	4	3	3	3	3	3	3	3	3	3	3	3	3	3	0	89	Cat-Deb
1	1	1	1	1	1	1	1	1	1	1	1	1	1	1	1	1	1	1	1	1	1	1	1	1	1	1	1	1	1	0	30	Cat-Dur
8	8	8	8	8	8	8	8	8	8	8	8	8	8	8	8	8	8	8	8	8	8	8	8	8	8	8	8	8	8	0	240	Cat-Dus
1	1	1	1	1	1	3	3	3	3	3	3	3	3	3	3	3	3	3	8	8	8	8	7	7	7	7	7	7	7	0	126	Cat-Feir
2	2	2	2	2	2	2	2	2	2	2	2	2	2	2	2	2	2	2	2	2	2	2	2	2	2	2	2	2	2	0	60	Cat-Gilb
0	0	0	0	0	0	0	0	0	0	0	0	0	0	0	0	0	0	0	0	0	0	0	0	2	2	2	2	2	2	0	12	Cat-Gue
0	0	0	0	0	0	0	0	0	0	0	1	1	1	1	1	1	1	1	1	1	1	1	1	1	1	1	1	1	1	0	19	Cat-Higg
4	4	4	4	4	4	4	4	4	4	4	4	4	4	4	4	11	9	9	9	9	9	9	9	9	9	9	9	9	9	0	192	Cat-Jarv
4	4	4	4	4	4	4	4	4	4	4	4	4	4	4	4	4	0	0	0	0	0	0	0	0	0	0	0	0	0	0	72	Cat-Kae
0	0	0	2	2	0	0	0	0	0	0	0	0	0	0	0	0	0	0	0	0	0	0	0	0	0	0	0	0	0	4	Cat-Nell	
1	1	1	1	1	2	2	2	2	2	2	2	2	2	2	2	2	2	2	2	2	2	2	2	2	2	2	2	2	2	0	55	Cat-Sch
0	0	0	0	0	0	0	0	0	0	0	0	0	0	0	0	0	0	0	2	2	2	2	2	2	2	2	2	2	0	22	Cat-Sch	
1	1	1	1	1	1	1	1	1	1	1	1	1	1	1	1	1	1	1	1	1	1	1	1	1	1	1	1	1	0	30	Cat-Stra	
0	0	0	0	4	4	4	4	4	4	4	4	4	4	4	4	4	4	4	4	4	4	4	4	4	4	4	4	4	0	104	Cat-Tiel	
10	13	11	10	11	11	11	11	11	9	9	9	9	9	9	9	9	9	9	9	9	9	9	9	2	0	0	0	0	0	0	236	Cat-War
1	1	1	1	1	1	1	1	1	1	1	1	1	0	0	0	0	0	0	0	0	0	0	0	0	0	0	0	0	0	13	Chicken	
0	0	0	1	1	1	1	1	1	1	1	1	1	1	1	1	1	1	1	1	1	1	1	1	1	1	1	1	1	0	27	Dog-Jan	
0	0	0	0	0	0	0	0	0	0	0	0	0	0	0	0	0	0	0	0	0	0	0	0	0	1	1	10	10	10	0	32	Dog-Kle
<b>67</b>	<b>70</b>	<b>65</b>	<b>69</b>	<b>73</b>	<b>72</b>	<b>73</b>	<b>71</b>	<b>71</b>	<b>69</b>	<b>70</b>	<b>71</b>	<b>74</b>	<b>66</b>	<b>64</b>	<b>64</b>	<b>72</b>	<b>71</b>	<b>64</b>	<b>75</b>	<b>78</b>	<b>76</b>	<b>76</b>	<b>77</b>	<b>76</b>	<b>76</b>	<b>87</b>	<b>87</b>	<b>87</b>	<b>0</b>	<b>2188</b>	<b>2188</b>	

## DonorPerfect Statistics

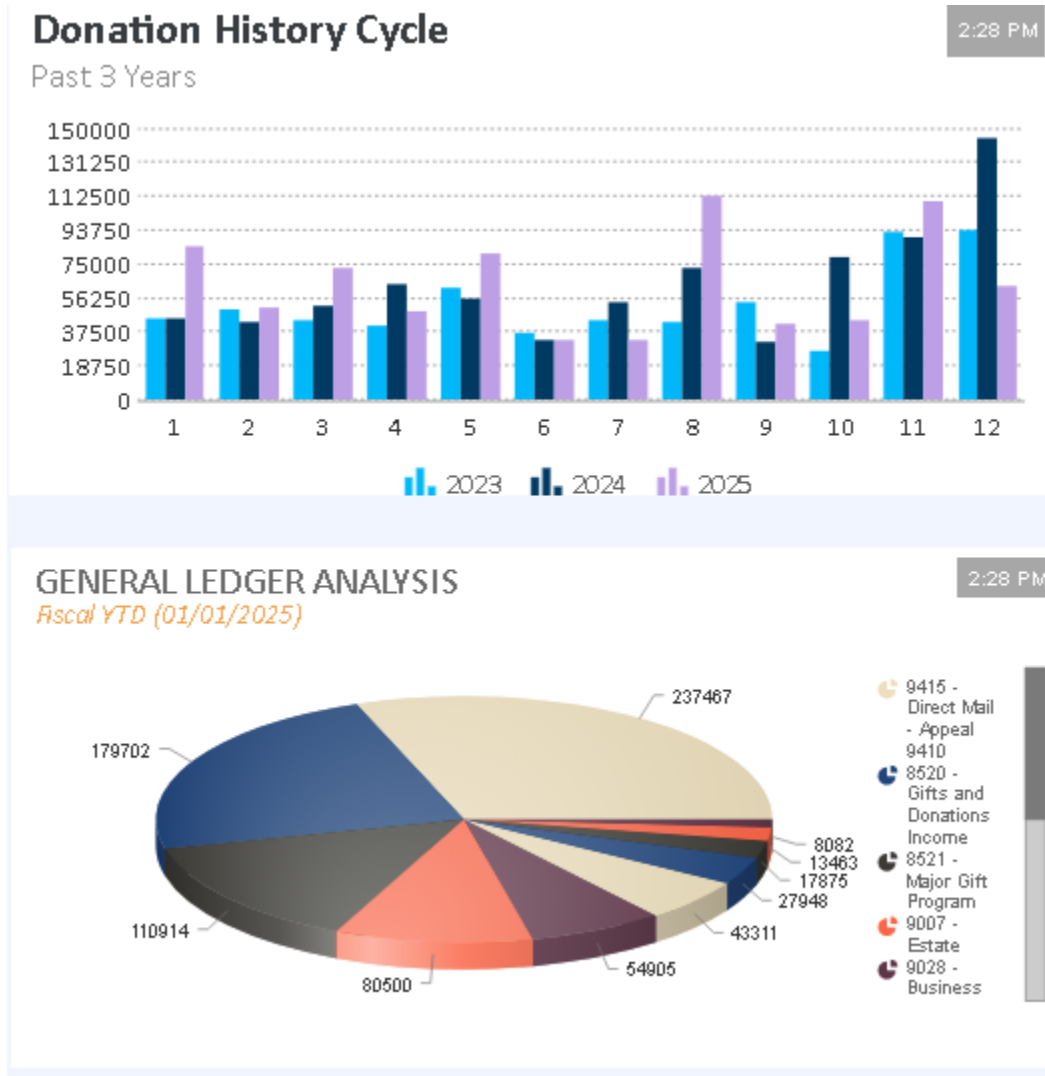
DonorPerfect is software that helps HSPC record information about our donors and patrons. It has been active since the end of August 2013

- All Individual monetary donations has been extracted from our old system and loaded.
- All Business and organization monetary donations has been extracted from our old system and loaded.
- All contributions are put into DonorPerfect (cash and non-cash gifts)
- All Volunteers are added to DonorPerfect – (updated every 4 months)
- Any person that attends one of our major events and purchases an item (registration , auction) are added to Donor Perfect
- All people who make in-kind donations and sign our gift registry have been loaded into Donor Perfect.
- All mailing lists have been consolidated into Donor Perfect
- All people who have adopted a pet from HSPC in the past 5 years have been loaded into Donor Perfect. New adopters are added each week.
- Donor Perfect has been the system of record for all donations since August 2013.

Our donor base continues to grow. In January 2014 we had 6,289 donors and in January 2015 we had 7,655. On January 1, 2025 we have 12,051 constituent records in our Donor Perfect database. Note: 4,846 are do not mail records. In December 2024 we removed 5,686 donor records that were marked as no-mail and had never given a gift. Also removed 609 donor records that were marked as no mail and the value of all of their gifts = zero dollars. Also removed 2,996 no mail donors with last gift 2017 or earlier On December 20, 2025 we had 8,838 donors.



**Note:** Large estate gifts received in February 2021, April 2021 & December 2022 will skew these graphs.

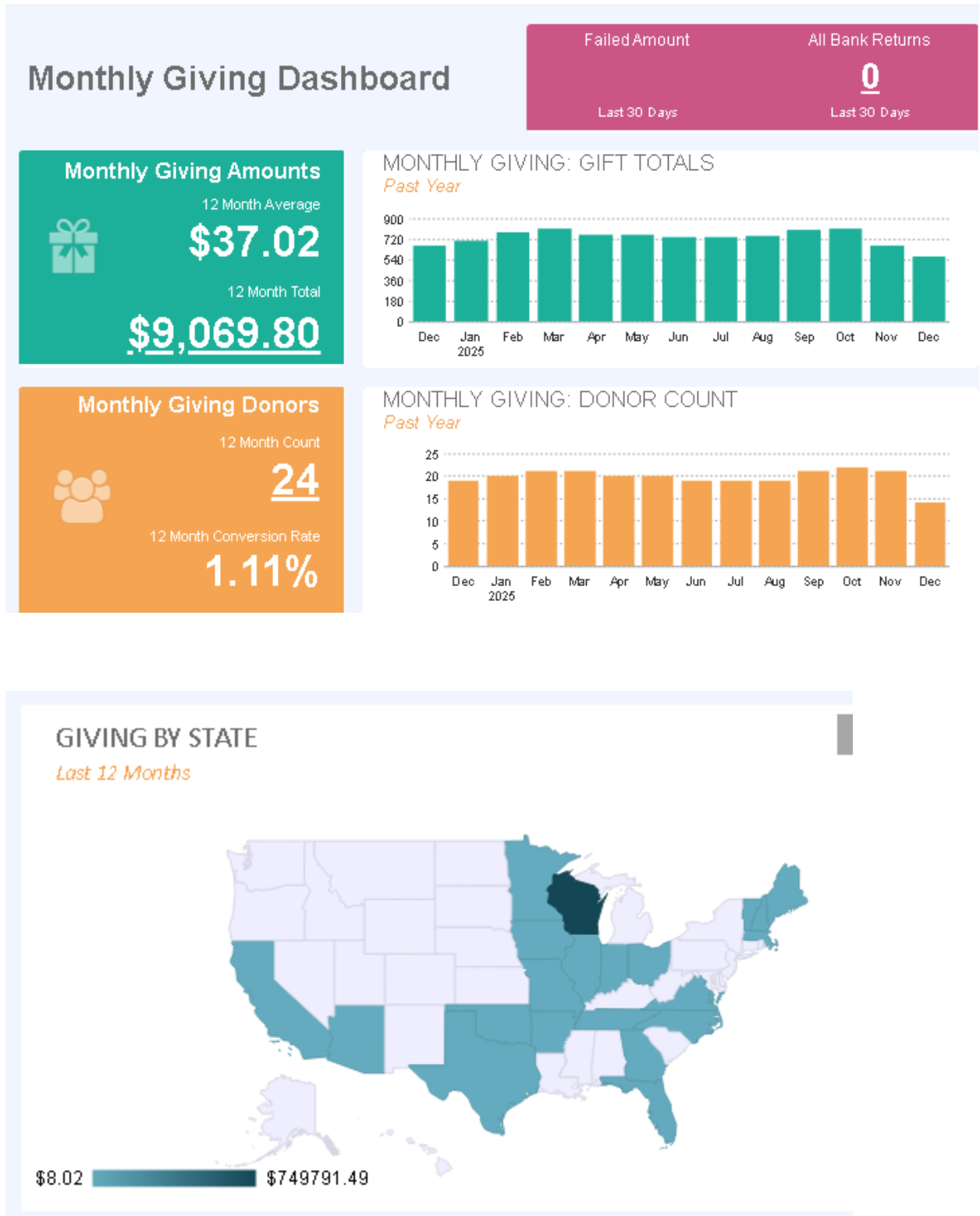


**NOTE:** In January 2023 we discovered that items that contained a memorial or honorarium message had been coded as memorial or honorarium income. This would cause some of the solicitation reports to have shown lower results than actual. All the gifts were counted it was only the coding of general ledger codes that was incorrect. Our goal is to use the general ledger code for the source of the gift.

**NOTE:** In May 2023 we analyzed the names in our donor database. As part of the analysis we performed a calculated process to remove people from our active mailing database. Examples of our criteria include:

- Names with incomplete addresses
- Potential donors that have been receiving mail from us for 3 or more years and never made a gift
- Donors that have made a gift in the past but have not made any gifts for the past 4 years
- Donors that live outside of our service area (Portage County) and have not made any gifts in the past 2 years.
- Donors that have made only one gift and the gift was made in memory or in honor of a person or animal and this single gift was made more than a year ago.

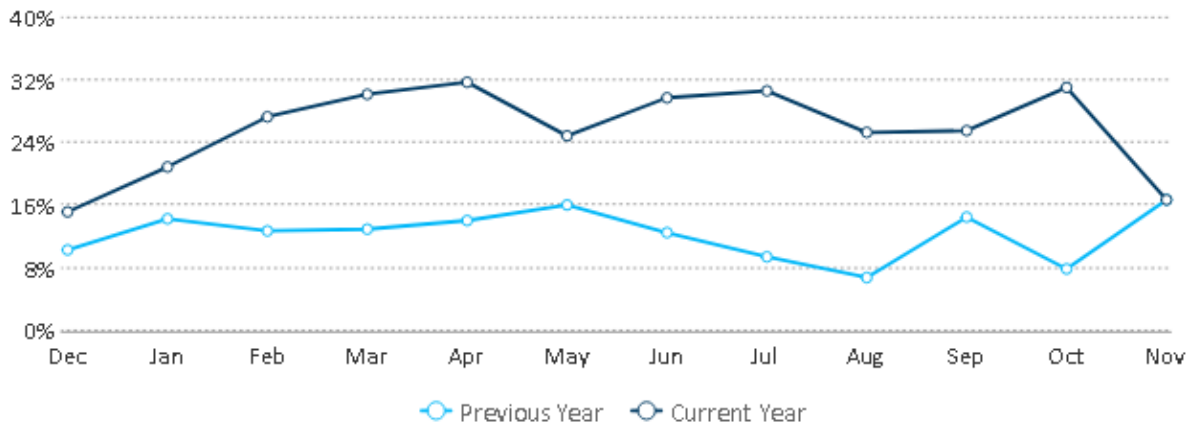
In October 2020 Donor Perfect added an additional dashboard item that shows monthly donors.



## Growth in Giving

2:29 PM

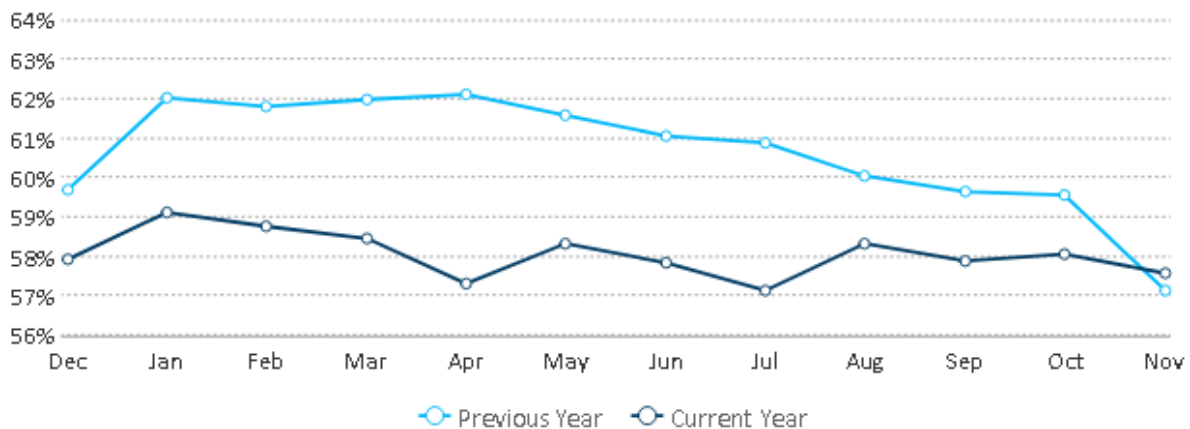
Last 24 Months



## Donor Retention

2:29 PM

Last 24 Months



The following reports from DonorPerfect will provide additional details.

The August 2025 version of the solicitation report is currently unavailable. The DonorPerfect support team is working to fix the problem that stops the report from being completed.

# General Ledger Analysis

10/01/2025 to 11/30/2025

GL Code ↕	No. Donors ↕	Avg/Donor ↕	No. Gifts ↕	Avg/Gifts ↕	Total Given ↕
Business Employee/Patron Gifts	2	\$42.00	3	\$28.00	<u>\$84.00</u>
Business Matching Gift	1	\$100.00	1	\$100.00	<u>\$100.00</u>
Business Sponsored Event	4	\$2,568.43	4	\$2,568.43	<u>\$10,273.72</u>
Coin Cans	1	\$456.15	2	\$228.08	<u>\$456.15</u>
Commemorative Brick	2	\$100.00	2	\$100.00	<u>\$200.00</u>
Direct Mail - Appeal 9410	682	\$90.77	787	\$78.66	<u>\$61,905.40</u>
Extra Gift from thank you	25	\$49.28	26	\$47.38	<u>\$1,232.00</u>
Fill the Van	1	\$133.00	1	\$133.00	<u>\$133.00</u>
Gifts and Donations Income	143	\$329.31	184	\$255.93	<u>\$47,092.03</u>
Giving Tuesday	9	\$63.76	10	\$57.38	<u>\$573.80</u>
Honorarium Income	3	\$75.00	3	\$75.00	<u>\$225.00</u>
Major Gift Program	1	\$26,610.98	10	\$2,661.10	<u>\$26,610.98</u>
Memorial Income	17	\$255.88	17	\$255.88	<u>\$4,350.00</u>
<b>GRAND TOTALS</b>	<b>891</b>	<b>\$30,874.56</b>	<b>1050</b>	<b>\$6,588.84</b>	<b>\$153,236.08</b>
<b>Actual Counts</b>	<b>858</b>	<b>\$178.60</b>	<b>1050</b>	<b>\$145.94</b>	<b>\$153,236.08</b>

A total of 13 GL Code(s) Listed

# Calendar – Donations by Month and Year

12/20/2025

Year	Jan	Feb	Mar	Apr	May	Jun	Jul	Aug	Sep	Oct	Nov	Dec	Totals
2018	<a href="#">Gifts: 395</a> <a href="#">\$24,464.87</a> <a href="#">\$61.94</a>	<a href="#">Gifts: 217</a> <a href="#">\$14,713.02</a> <a href="#">\$67.80</a>	<a href="#">Gifts: 335</a> <a href="#">\$21,333.01</a> <a href="#">\$63.68</a>	<a href="#">Gifts: 290</a> <a href="#">\$18,793.06</a> <a href="#">\$64.80</a>	<a href="#">Gifts: 360</a> <a href="#">\$33,980.85</a> <a href="#">\$94.39</a>	<a href="#">Gifts: 436</a> <a href="#">\$30,301.34</a> <a href="#">\$69.50</a>	<a href="#">Gifts: 286</a> <a href="#">\$19,425.50</a> <a href="#">\$67.92</a>	<a href="#">Gifts: 266</a> <a href="#">\$37,271.06</a> <a href="#">\$140.12</a>	<a href="#">Gifts: 240</a> <a href="#">\$11,594.01</a> <a href="#">\$48.31</a>	<a href="#">Gifts: 506</a> <a href="#">\$47,736.98</a> <a href="#">\$94.34</a>	<a href="#">Gifts: 673</a> <a href="#">\$37,929.52</a> <a href="#">\$56.36</a>	<a href="#">Gifts: 545</a> <a href="#">\$49,761.58</a> <a href="#">\$91.31</a>	Gifts: 4549 \$347,304.80 \$76.35
2019	<a href="#">Gifts: 367</a> <a href="#">\$18,398.74</a> <a href="#">\$50.13</a>	<a href="#">Gifts: 201</a> <a href="#">\$13,126.50</a> <a href="#">\$65.31</a>	<a href="#">Gifts: 348</a> <a href="#">\$14,545.41</a> <a href="#">\$41.80</a>	<a href="#">Gifts: 222</a> <a href="#">\$15,341.50</a> <a href="#">\$69.11</a>	<a href="#">Gifts: 385</a> <a href="#">\$39,863.20</a> <a href="#">\$103.54</a>	<a href="#">Gifts: 221</a> <a href="#">\$15,147.35</a> <a href="#">\$68.54</a>	<a href="#">Gifts: 180</a> <a href="#">\$12,857.52</a> <a href="#">\$71.43</a>	<a href="#">Gifts: 305</a> <a href="#">\$33,286.64</a> <a href="#">\$109.14</a>	<a href="#">Gifts: 231</a> <a href="#">\$18,724.68</a> <a href="#">\$81.06</a>	<a href="#">Gifts: 603</a> <a href="#">\$25,199.84</a> <a href="#">\$41.79</a>	<a href="#">Gifts: 700</a> <a href="#">\$68,287.98</a> <a href="#">\$97.55</a>	<a href="#">Gifts: 685</a> <a href="#">\$76,859.35</a> <a href="#">\$112.20</a>	Gifts: 4448 \$351,638.71 \$79.06
2020	<a href="#">Gifts: 431</a> <a href="#">\$22,003.58</a> <a href="#">\$51.05</a>	<a href="#">Gifts: 227</a> <a href="#">\$13,181.40</a> <a href="#">\$58.07</a>	<a href="#">Gifts: 352</a> <a href="#">\$27,458.55</a> <a href="#">\$78.01</a>	<a href="#">Gifts: 269</a> <a href="#">\$33,728.48</a> <a href="#">\$125.38</a>	<a href="#">Gifts: 516</a> <a href="#">\$38,143.07</a> <a href="#">\$73.92</a>	<a href="#">Gifts: 353</a> <a href="#">\$17,439.83</a> <a href="#">\$49.40</a>	<a href="#">Gifts: 203</a> <a href="#">\$13,834.42</a> <a href="#">\$68.15</a>	<a href="#">Gifts: 341</a> <a href="#">\$39,297.91</a> <a href="#">\$115.24</a>	<a href="#">Gifts: 155</a> <a href="#">\$12,220.18</a> <a href="#">\$78.84</a>	<a href="#">Gifts: 381</a> <a href="#">\$23,041.06</a> <a href="#">\$60.48</a>	<a href="#">Gifts: 983</a> <a href="#">\$75,745.75</a> <a href="#">\$77.06</a>	<a href="#">Gifts: 598</a> <a href="#">\$65,166.99</a> <a href="#">\$108.97</a>	Gifts: 4809 \$381,261.22 \$79.28
2021	<a href="#">Gifts: 457</a> <a href="#">\$30,718.17</a> <a href="#">\$67.22</a>	<a href="#">Gifts: 419</a> <a href="#">\$24,565.50</a> <a href="#">\$58.63</a>	<a href="#">Gifts: 480</a> <a href="#">\$30,924.19</a> <a href="#">\$64.43</a>	<a href="#">Gifts: 435</a> <a href="#">\$28,919.64</a> <a href="#">\$66.48</a>	<a href="#">Gifts: 488</a> <a href="#">\$38,141.48</a> <a href="#">\$78.16</a>	<a href="#">Gifts: 334</a> <a href="#">\$28,369.21</a> <a href="#">\$84.94</a>	<a href="#">Gifts: 262</a> <a href="#">\$16,422.81</a> <a href="#">\$62.68</a>	<a href="#">Gifts: 466</a> <a href="#">\$53,197.84</a> <a href="#">\$114.16</a>	<a href="#">Gifts: 192</a> <a href="#">\$13,849.77</a> <a href="#">\$72.13</a>	<a href="#">Gifts: 384</a> <a href="#">\$23,462.48</a> <a href="#">\$61.10</a>	<a href="#">Gifts: 532</a> <a href="#">\$42,826.91</a> <a href="#">\$80.50</a>	<a href="#">Gifts: 852</a> <a href="#">\$87,272.77</a> <a href="#">\$102.43</a>	Gifts: 5301 \$418,670.77 \$78.98
2022	<a href="#">Gifts: 438</a> <a href="#">\$35,360.90</a> <a href="#">\$80.73</a>	<a href="#">Gifts: 610</a> <a href="#">\$57,596.71</a> <a href="#">\$94.42</a>	<a href="#">Gifts: 493</a> <a href="#">\$37,741.98</a> <a href="#">\$76.56</a>	<a href="#">Gifts: 424</a> <a href="#">\$27,892.10</a> <a href="#">\$65.78</a>	<a href="#">Gifts: 460</a> <a href="#">\$43,301.86</a> <a href="#">\$94.13</a>	<a href="#">Gifts: 335</a> <a href="#">\$23,723.82</a> <a href="#">\$70.82</a>	<a href="#">Gifts: 218</a> <a href="#">\$18,096.15</a> <a href="#">\$83.01</a>	<a href="#">Gifts: 489</a> <a href="#">\$45,593.54</a> <a href="#">\$93.24</a>	<a href="#">Gifts: 305</a> <a href="#">\$27,373.59</a> <a href="#">\$89.75</a>	<a href="#">Gifts: 299</a> <a href="#">\$29,257.45</a> <a href="#">\$97.85</a>	<a href="#">Gifts: 936</a> <a href="#">\$82,642.05</a> <a href="#">\$88.29</a>	<a href="#">Gifts: 807</a> <a href="#">\$69,240.54</a> <a href="#">\$85.80</a>	Gifts: 5814 \$497,820.69 \$85.62
2023	<a href="#">Gifts: 582</a> <a href="#">\$44,148.48</a> <a href="#">\$75.86</a>	<a href="#">Gifts: 297</a> <a href="#">\$44,444.83</a> <a href="#">\$149.65</a>	<a href="#">Gifts: 511</a> <a href="#">\$36,130.13</a> <a href="#">\$70.70</a>	<a href="#">Gifts: 472</a> <a href="#">\$40,538.91</a> <a href="#">\$85.89</a>	<a href="#">Gifts: 566</a> <a href="#">\$52,217.86</a> <a href="#">\$92.26</a>	<a href="#">Gifts: 400</a> <a href="#">\$28,901.29</a> <a href="#">\$72.25</a>	<a href="#">Gifts: 445</a> <a href="#">\$33,586.98</a> <a href="#">\$75.48</a>	<a href="#">Gifts: 435</a> <a href="#">\$36,563.50</a> <a href="#">\$84.05</a>	<a href="#">Gifts: 257</a> <a href="#">\$53,771.82</a> <a href="#">\$209.23</a>	<a href="#">Gifts: 373</a> <a href="#">\$25,681.45</a> <a href="#">\$68.85</a>	<a href="#">Gifts: 956</a> <a href="#">\$92,621.79</a> <a href="#">\$96.88</a>	<a href="#">Gifts: 694</a> <a href="#">\$71,659.67</a> <a href="#">\$103.26</a>	Gifts: 5988 \$560,266.71 \$93.56
2024	<a href="#">Gifts: 427</a> <a href="#">\$44,954.63</a> <a href="#">\$105.28</a>	<a href="#">Gifts: 418</a> <a href="#">\$38,913.90</a> <a href="#">\$93.10</a>	<a href="#">Gifts: 483</a> <a href="#">\$50,233.07</a> <a href="#">\$104.00</a>	<a href="#">Gifts: 610</a> <a href="#">\$51,701.32</a> <a href="#">\$84.76</a>	<a href="#">Gifts: 496</a> <a href="#">\$55,529.07</a> <a href="#">\$111.95</a>	<a href="#">Gifts: 345</a> <a href="#">\$33,087.14</a> <a href="#">\$95.90</a>	<a href="#">Gifts: 491</a> <a href="#">\$32,666.33</a> <a href="#">\$66.53</a>	<a href="#">Gifts: 347</a> <a href="#">\$72,970.93</a> <a href="#">\$210.29</a>	<a href="#">Gifts: 276</a> <a href="#">\$23,974.13</a> <a href="#">\$86.86</a>	<a href="#">Gifts: 346</a> <a href="#">\$75,395.93</a> <a href="#">\$217.91</a>	<a href="#">Gifts: 712</a> <a href="#">\$73,871.61</a> <a href="#">\$103.75</a>	<a href="#">Gifts: 1022</a> <a href="#">\$105,582.00</a> <a href="#">\$103.31</a>	Gifts: 5973 \$658,880.06 \$110.31
2025	<a href="#">Gifts: 514</a> <a href="#">\$73,601.45</a> <a href="#">\$143.19</a>	<a href="#">Gifts: 202</a> <a href="#">\$51,117.91</a> <a href="#">\$253.06</a>	<a href="#">Gifts: 449</a> <a href="#">\$54,807.03</a> <a href="#">\$122.06</a>	<a href="#">Gifts: 442</a> <a href="#">\$37,707.30</a> <a href="#">\$85.31</a>	<a href="#">Gifts: 386</a> <a href="#">\$41,277.89</a> <a href="#">\$106.94</a>	<a href="#">Gifts: 264</a> <a href="#">\$25,493.54</a> <a href="#">\$96.57</a>	<a href="#">Gifts: 315</a> <a href="#">\$22,581.67</a> <a href="#">\$71.69</a>	<a href="#">Gifts: 367</a> <a href="#">\$55,072.14</a> <a href="#">\$150.06</a>	<a href="#">Gifts: 238</a> <a href="#">\$25,869.07</a> <a href="#">\$108.69</a>	<a href="#">Gifts: 338</a> <a href="#">\$41,053.61</a> <a href="#">\$121.46</a>	<a href="#">Gifts: 702</a> <a href="#">\$85,571.49</a> <a href="#">\$121.90</a>		Gifts: 4217 \$514,153.10 \$121.92

Summary	
<b>Total Donors</b>	<b>7,547</b>
<b>Total Gifts</b>	<b>41,099</b>
<b>Total Amount</b>	<b>\$3,729,996.06</b>
<b>Avg Amount</b>	<b>\$90.76</b>

# Gifts by Date

**11/01/2025 to 11/30/2025**

Gift Date	Amount	General Ledger
11/02/2025	\$500.00	Direct Mail - Appeal 9410
11/02/2025	\$103.00	Gifts and Donations Income
11/03/2025	\$590.00	Major Gift Program
11/04/2025	\$103.00	Gifts and Donations Income
11/07/2025	\$103.00	Gifts and Donations Income
11/07/2025	\$103.00	Gifts and Donations Income
11/08/2025	\$100.00	Extra Gift from thank you
11/08/2025	\$147.00	Gifts and Donations Income
11/08/2025	\$500.00	Direct Mail - Appeal 9410
11/08/2025	\$100.00	Direct Mail - Appeal 9410
11/08/2025	\$100.00	Direct Mail - Appeal 9410
11/08/2025	\$100.00	Direct Mail - Appeal 9410
11/08/2025	\$100.00	Direct Mail - Appeal 9410
11/09/2025	\$275.00	Direct Mail - Appeal 9410
11/09/2025	\$100.00	Direct Mail - Appeal 9410
11/09/2025	\$100.00	Direct Mail - Appeal 9410
11/09/2025	\$100.00	Direct Mail - Appeal 9410
11/09/2025	\$100.00	Direct Mail - Appeal 9410
11/09/2025	\$103.00	Gifts and Donations Income
11/09/2025	\$100.00	Direct Mail - Appeal 9410
11/09/2025	\$100.00	Direct Mail - Appeal 9410
11/09/2025	\$1,000.00	Direct Mail - Appeal 9410
11/09/2025	\$200.00	Direct Mail - Appeal 9410
11/09/2025	\$100.00	Direct Mail - Appeal 9410
11/09/2025	\$150.00	Direct Mail - Appeal 9410
11/09/2025	\$100.00	Direct Mail - Appeal 9410
11/09/2025	\$100.00	Direct Mail - Appeal 9410
11/09/2025	\$100.00	Direct Mail - Appeal 9410
11/09/2025	\$100.00	Direct Mail - Appeal 9410
11/09/2025	\$150.00	Direct Mail - Appeal 9410
11/09/2025	\$100.00	Direct Mail - Appeal 9410
11/09/2025	\$100.00	Direct Mail - Appeal 9410
11/09/2025	\$250.00	Direct Mail - Appeal 9410
11/09/2025	\$150.00	Direct Mail - Appeal 9410
11/09/2025	\$150.00	Direct Mail - Appeal 9410

# Gifts by Date

**11/01/2025 to 11/30/2025**

Gift Date	Amount	General Ledger
11/09/2025	\$100.00	Direct Mail - Appeal 9410
11/09/2025	\$250.00	Direct Mail - Appeal 9410
11/09/2025	\$100.00	Direct Mail - Appeal 9410
11/09/2025	\$100.00	Direct Mail - Appeal 9410
11/09/2025	\$100.00	Direct Mail - Appeal 9410
11/09/2025	\$200.00	Direct Mail - Appeal 9410
11/09/2025	\$100.00	Direct Mail - Appeal 9410
11/09/2025	\$100.00	Direct Mail - Appeal 9410
11/10/2025	\$200.00	Direct Mail - Appeal 9410
11/10/2025	\$100.00	Direct Mail - Appeal 9410
11/10/2025	\$120.00	Memorial Income
11/10/2025	\$500.00	Direct Mail - Appeal 9410
11/10/2025	\$200.00	Gifts and Donations Income
11/10/2025	\$200.00	Direct Mail - Appeal 9410
11/10/2025	\$1,000.00	Gifts and Donations Income
11/10/2025	\$659.00	Gifts and Donations Income
11/10/2025	\$100.00	Direct Mail - Appeal 9410
11/10/2025	\$100.00	Direct Mail - Appeal 9410
11/10/2025	\$100.00	Direct Mail - Appeal 9410
11/10/2025	\$100.00	Direct Mail - Appeal 9410
11/10/2025	\$100.00	Direct Mail - Appeal 9410
11/10/2025	\$100.00	Direct Mail - Appeal 9410
11/10/2025	\$200.00	Gifts and Donations Income
11/10/2025	\$1,500.00	Direct Mail - Appeal 9410
11/10/2025	\$150.00	Direct Mail - Appeal 9410
11/10/2025	\$100.00	Direct Mail - Appeal 9410
11/10/2025	\$100.00	Direct Mail - Appeal 9410
11/10/2025	\$200.00	Direct Mail - Appeal 9410
11/10/2025	\$100.00	Direct Mail - Appeal 9410
11/10/2025	\$100.00	Direct Mail - Appeal 9410
11/10/2025	\$100.00	Direct Mail - Appeal 9410
11/10/2025	\$275.00	Business Sponsored Event
11/10/2025	\$1,595.00	Gifts and Donations Income

# Gifts by Date

**11/01/2025 to 11/30/2025**

Gift Date	Amount	General Ledger
11/10/2025	\$100.00	Gifts and Donations Income
11/10/2025	\$200.00	Direct Mail - Appeal 9410
11/10/2025	\$583.00	Major Gift Program
11/10/2025	\$1,000.00	Direct Mail - Appeal 9410
11/10/2025	\$300.00	Direct Mail - Appeal 9410
11/10/2025	\$200.00	Direct Mail - Appeal 9410
11/10/2025	\$100.00	Direct Mail - Appeal 9410
11/10/2025	\$100.00	Direct Mail - Appeal 9410
11/10/2025	\$100.00	Direct Mail - Appeal 9410
11/10/2025	\$100.00	Direct Mail - Appeal 9410
11/10/2025	\$300.00	Direct Mail - Appeal 9410
11/10/2025	\$100.00	Direct Mail - Appeal 9410
11/10/2025	\$200.00	Direct Mail - Appeal 9410
11/10/2025	\$100.00	Direct Mail - Appeal 9410
11/10/2025	\$240.00	Direct Mail - Appeal 9410
11/10/2025	\$100.00	Direct Mail - Appeal 9410
11/10/2025	\$100.00	Commemorative Brick
11/10/2025	\$100.00	Direct Mail - Appeal 9410
11/10/2025	\$100.00	Direct Mail - Appeal 9410
11/10/2025	\$200.00	Direct Mail - Appeal 9410
11/10/2025	\$150.00	Direct Mail - Appeal 9410
11/10/2025	\$100.00	Direct Mail - Appeal 9410
11/10/2025	\$210.00	Direct Mail - Appeal 9410
11/10/2025	\$100.00	Direct Mail - Appeal 9410
11/10/2025	\$200.00	Direct Mail - Appeal 9410
11/10/2025	\$100.00	Direct Mail - Appeal 9410
11/10/2025	\$200.00	Direct Mail - Appeal 9410
11/10/2025	\$150.00	Direct Mail - Appeal 9410
11/10/2025	\$500.00	Direct Mail - Appeal 9410
11/10/2025	\$200.00	Direct Mail - Appeal 9410
11/10/2025	\$200.00	Direct Mail - Appeal 9410
11/10/2025	\$100.00	Direct Mail - Appeal 9410
11/10/2025	\$100.00	Direct Mail - Appeal 9410

# Gifts by Date

**11/01/2025 to 11/30/2025**

Gift Date	Amount	General Ledger
11/10/2025	\$100.00	Direct Mail - Appeal 9410
11/10/2025	\$100.00	Direct Mail - Appeal 9410
11/10/2025	\$100.00	Direct Mail - Appeal 9410
11/10/2025	\$100.00	Direct Mail - Appeal 9410
11/10/2025	\$250.00	Direct Mail - Appeal 9410
11/11/2025	\$102.53	Gifts and Donations Income
11/11/2025	\$105.00	Gifts and Donations Income
11/11/2025	\$100.00	Direct Mail - Appeal 9410
11/11/2025	\$100.00	Direct Mail - Appeal 9410
11/11/2025	\$200.00	Direct Mail - Appeal 9410
11/12/2025	\$100.00	Direct Mail - Appeal 9410
11/12/2025	\$100.00	Commemorative Brick
11/12/2025	\$200.00	Direct Mail - Appeal 9410
11/12/2025	\$100.00	Direct Mail - Appeal 9410
11/12/2025	\$1,000.00	Gifts and Donations Income
11/12/2025	\$500.00	Direct Mail - Appeal 9410
11/12/2025	\$100.00	Direct Mail - Appeal 9410
11/12/2025	\$510.00	Gifts and Donations Income
11/14/2025	\$250.00	Gifts and Donations Income
11/17/2025	\$100.00	Memorial Income
11/17/2025	\$275.00	Direct Mail - Appeal 9410
11/17/2025	\$100.00	Direct Mail - Appeal 9410
11/17/2025	\$2,250.00	Gifts and Donations Income
11/17/2025	\$100.00	Direct Mail - Appeal 9410
11/17/2025	\$200.00	Direct Mail - Appeal 9410
11/17/2025	\$100.00	Direct Mail - Appeal 9410
11/17/2025	\$100.00	Memorial Income
11/17/2025	\$100.00	Direct Mail - Appeal 9410
11/17/2025	\$100.00	Direct Mail - Appeal 9410
11/17/2025	\$100.00	Memorial Income
11/17/2025	\$100.00	Direct Mail - Appeal 9410
11/17/2025	\$100.00	Direct Mail - Appeal 9410
11/17/2025	\$589.00	Major Gift Program

# Gifts by Date

**11/01/2025 to 11/30/2025**

Gift Date	Amount	General Ledger
11/17/2025	\$200.00	Direct Mail - Appeal 9410
11/17/2025	\$250.00	Gifts and Donations Income
11/17/2025	\$100.00	Direct Mail - Appeal 9410
11/17/2025	\$100.00	Direct Mail - Appeal 9410
11/17/2025	\$200.00	Direct Mail - Appeal 9410
11/17/2025	\$100.00	Direct Mail - Appeal 9410
11/17/2025	\$100.00	Direct Mail - Appeal 9410
11/17/2025	\$100.00	Direct Mail - Appeal 9410
11/17/2025	\$500.00	Direct Mail - Appeal 9410
11/17/2025	\$600.00	Direct Mail - Appeal 9410
11/17/2025	\$100.00	Memorial Income
11/17/2025	\$100.00	Direct Mail - Appeal 9410
11/17/2025	\$100.00	Direct Mail - Appeal 9410
11/17/2025	\$500.00	Gifts and Donations Income
11/17/2025	\$125.00	Direct Mail - Appeal 9410
11/17/2025	\$200.00	Direct Mail - Appeal 9410
11/17/2025	\$100.00	Direct Mail - Appeal 9410
11/17/2025	\$250.00	Direct Mail - Appeal 9410
11/17/2025	\$100.00	Direct Mail - Appeal 9410
11/17/2025	\$100.00	Gifts and Donations Income
11/17/2025	\$100.00	Direct Mail - Appeal 9410
11/17/2025	\$150.00	Direct Mail - Appeal 9410
11/18/2025	\$100.00	Gifts and Donations Income
11/18/2025	\$5,000.00	Gifts and Donations Income
11/18/2025	\$154.50	Gifts and Donations Income
11/18/2025	\$100.00	Gifts and Donations Income
11/18/2025	\$500.00	Memorial Income
11/18/2025	\$2,000.00	Gifts and Donations Income
11/19/2025	\$100.00	Direct Mail - Appeal 9410
11/19/2025	\$100.00	Direct Mail - Appeal 9410
11/23/2025	\$200.00	Direct Mail - Appeal 9410
11/23/2025	\$100.00	Direct Mail - Appeal 9410
11/23/2025	\$100.00	Direct Mail - Appeal 9410

# Gifts by Date

**11/01/2025 to 11/30/2025**

Gift Date	Amount	General Ledger
11/23/2025	\$200.00	Gifts and Donations Income
11/23/2025	\$100.00	Direct Mail - Appeal 9410
11/23/2025	\$300.00	Direct Mail - Appeal 9410
11/23/2025	\$100.00	Direct Mail - Appeal 9410
11/23/2025	\$125.00	Direct Mail - Appeal 9410
11/23/2025	\$500.00	Direct Mail - Appeal 9410
11/23/2025	\$100.00	Direct Mail - Appeal 9410
11/23/2025	\$1,000.00	Gifts and Donations Income
11/23/2025	\$150.00	Direct Mail - Appeal 9410
11/23/2025	\$100.00	Direct Mail - Appeal 9410
11/23/2025	\$200.00	Direct Mail - Appeal 9410
11/23/2025	\$100.00	Direct Mail - Appeal 9410
11/23/2025	\$100.00	Direct Mail - Appeal 9410
11/23/2025	\$300.00	Gifts and Donations Income
11/23/2025	\$100.00	Direct Mail - Appeal 9410
11/23/2025	\$300.00	Direct Mail - Appeal 9410
11/23/2025	\$100.00	Direct Mail - Appeal 9410
11/23/2025	\$100.00	Direct Mail - Appeal 9410
11/23/2025	\$1,000.00	Direct Mail - Appeal 9410
11/23/2025	\$100.00	Direct Mail - Appeal 9410
11/23/2025	\$100.00	Direct Mail - Appeal 9410
11/23/2025	\$100.00	Direct Mail - Appeal 9410
11/24/2025	\$587.00	Major Gift Program
11/25/2025	\$103.00	Gifts and Donations Income
11/25/2025	\$2,000.00	Gifts and Donations Income
11/25/2025	\$102.53	Gifts and Donations Income
11/25/2025	\$100.00	Direct Mail - Appeal 9410
11/25/2025	\$100.00	Direct Mail - Appeal 9410
11/25/2025	\$100.00	Direct Mail - Appeal 9410
11/25/2025	\$100.00	Direct Mail - Appeal 9410
11/25/2025	\$190.00	Direct Mail - Appeal 9410
11/25/2025	\$100.00	Direct Mail - Appeal 9410
11/25/2025	\$200.00	Direct Mail - Appeal 9410

# Gifts by Date

**11/01/2025 to 11/30/2025**

Gift Date	Amount	General Ledger
11/25/2025	\$500.00	Direct Mail - Appeal 9410
11/25/2025	\$150.00	Gifts and Donations Income
11/25/2025	\$100.00	Direct Mail - Appeal 9410
11/25/2025	\$100.00	Direct Mail - Appeal 9410
11/25/2025	\$150.00	Direct Mail - Appeal 9410
11/25/2025	\$150.00	Direct Mail - Appeal 9410
11/25/2025	\$100.00	Direct Mail - Appeal 9410
11/25/2025	\$250.00	Gifts and Donations Income
11/26/2025	\$175.00	Coin Cans
11/26/2025	\$103.00	Gifts and Donations Income
11/26/2025	\$250.00	Direct Mail - Appeal 9410
11/26/2025	\$100.00	Direct Mail - Appeal 9410
11/26/2025	\$100.00	Direct Mail - Appeal 9410
11/26/2025	\$10,000.00	Major Gift Program
11/26/2025	\$11,708.98	Major Gift Program
11/26/2025	\$100.00	Direct Mail - Appeal 9410
11/26/2025	\$2,000.00	Direct Mail - Appeal 9410
11/26/2025	\$100.00	Direct Mail - Appeal 9410
11/26/2025	\$100.00	Direct Mail - Appeal 9410
11/27/2025	\$103.00	Gifts and Donations Income
11/29/2025	\$103.00	Giving Tuesday
11/30/2025	\$100.00	Extra Gift from thank you
11/30/2025	\$500.00	Direct Mail - Appeal 9410
11/30/2025	\$100.00	Direct Mail - Appeal 9410
11/30/2025	\$9,782.66	Business Sponsored Event
11/30/2025	\$100.00	Direct Mail - Appeal 9410
11/30/2025	\$100.00	Direct Mail - Appeal 9410
11/30/2025	\$103.00	Gifts and Donations Income
11/30/2025	\$100.00	Direct Mail - Appeal 9410
11/30/2025	\$100.00	Direct Mail - Appeal 9410
11/30/2025	\$100.00	Direct Mail - Appeal 9410
11/30/2025	\$250.00	Direct Mail - Appeal 9410
11/30/2025	\$100.00	Direct Mail - Appeal 9410

<b>Gifts by Date</b>		
<b>11/01/2025 to 11/30/2025</b>		
<b>Gift Date</b>	<b>Amount</b>	<b>General Ledger</b>
11/30/2025	\$100.00	Direct Mail - Appeal 9410
11/30/2025	\$100.00	Direct Mail - Appeal 9410
11/30/2025	\$200.00	Direct Mail - Appeal 9410
11/30/2025	\$300.00	Direct Mail - Appeal 9410
11/30/2025	\$200.00	Direct Mail - Appeal 9410
11/30/2025	\$100.00	Direct Mail - Appeal 9410
11/30/2025	\$100.00	Direct Mail - Appeal 9410
11/30/2025	\$2,000.00	Gifts and Donations Income
11/30/2025	\$200.00	Extra Gift from thank you
11/30/2025	\$180.00	Direct Mail - Appeal 9410
11/30/2025	\$100.00	Memorial Income
11/30/2025	\$1,000.00	Direct Mail - Appeal 9410
11/30/2025	\$200.00	Direct Mail - Appeal 9410
11/30/2025	\$150.00	Direct Mail - Appeal 9410
11/30/2025	\$100.00	Direct Mail - Appeal 9410
<b>Count of Gifts</b>	<b>246</b>	
<b>Total Amount</b>	<b>\$94,786.20</b>	

In September 2021 the Humane Officer team was restructured. A new interim manger was appointed and the interim manager attended the Humane Officer training program conducted by the Wisconsin Department of Agriculture, Trade and Consumer Protection (DATCP) in Madison. This week long course is required training for all Humane Officers.

Based on the training in the class many of the ways the HSPC Humane Officers were using our computer system were reviewed and analyzed for efficiency and accuracy. Several changes were implemented that will cause the following report to look different in 2022. One of these changes is the way we track animals that are received as stray or surrendered animals.

HSPC receives nearly 1,000 stray or surrendered animals each year. The majority of the animals are brought to the shelter. In 2021 the animals was entered into the computer system and an additional / duplicate entry was made as a dispatch. The dispatch entries would show up on the report shown below. In late 2021 we stopped creating dispatches for stray and surrendered animals that were not part of an investigation.

It is our hope that we can change the way the report is produced to reflect both the dispatch counts and the animal intake counts.

In January 2023 the format of the Humane Officer report was changed so it was easier to read. This new version does not include the animal intake counts.

In June 2025 the animal control report format has changed slightly. A manual Excel spreadsheet has been replaced with the report generated by sheltertrack. The information is the same but the formatting is different.

**REPORT PARAMETERS**

- Date range: 11/01/2025 - 11/30/2025 (selected date range was *dynamic*; user-entered each time the report is run)
- Level 1 category: Jurisdiction
- Level 2 Subcategories:
  - Cases by type
  - Dispatch by type
  - Actions by type
  - Enforcements by type
  - Violations by type

	City of Stevens Point	Town of Alban	Town of Belmont	Town of Buena Vista	Town of Carson	Town of Eau Pleine	Town of Grant	Town of Hull	Town of Lanark	Town of Plover	Town of Stockton	Village of Plover	Village of Rosholt	
<b>Report Totals</b>	<b>59</b>	<b>6</b>	<b>4</b>	<b>3</b>	<b>4</b>	<b>4</b>	<b>1</b>	<b>30</b>	<b>4</b>	<b>3</b>	<b>17</b>	<b>24</b>	<b>1</b>	
<i>Actions by type</i>														
07. Written warning issued	10							10					10	
08. Citation Issued								5			10			
13. Notice of Custody Issued						1		5						
<i>Cases by type</i>														
01. Lost Pet Report/Recovery	1													
02. Intake of Animal-Stray	2													
03. Intake of Animal-Other	1													
04. Nuisance Animal	1													
05. Bite/Quarantine	11							1	1				1	
06. Animal Mistreatment/Neglect	4		1						1					
07. Injured/Deceased Animal	2											1		
<i>Dispatch by type</i>														
01. Lost Pet Report/Recovery	4			1				1						
02. Intake of Animal-Stray							1		1			1		
03. Intake of Animal-Other	1	2		1					1			2	2	
04. Nuisance Animal	2	1	1	1			1		1				1	1
05. Bite/Quarantine	8	1			2			1	1				4	4
06. Animal Mistreatment/Neglect	3		2		2	1			1				4	4
07. Injured or Deceased Animal	3									2			1	
09. Run at Large / Lost Animal	1						1	1				1		
10. Request Officer Investigation		1								1				
12. Request Field Investigation		1												
<i>Enforcements by type</i>														
None	1													
Warning Letter	3													
<i>Violations by type</i>														
Abandonment								1				1		
Running at large	1							2				1	1	

## 2025 Dog & Cat Report

HSPC is an Adoption Guarantee facility. This means that all healthy animals are kept for adoption until a home is found or until circumstances would change. Some animals adopt quickly while others are with us for many months but we keep looking for a great home for each and every one of our "adoptables."

We take our commitment to our animals and community very seriously and try to do the best for the animals first while considering what is also best for the community. It happens periodically that an animal is no longer adoptable if there are serious health or behavioral concerns. In these situations euthanasia may be our only recourse if an animal has dangerous behavior or temperament that can't be corrected, a fatal or chronic disease, or is seriously injured.

<u>November</u>	Canines	Felines	Other
Medical & Health:	0	1	0
Behavioral Concerns:	1	0	0

CATS	INCOMING									End of month Population
	Surrendered	Stray	Born	Impounded	Quarantined	Transfers	Abandoned	Owner Requested Euthanasia	Total	
January	14	29	0	3	1	0	0	0	47	106
February	9	21	0	0	0	0	0	0	30	100
March	20	29	0	1	0	0	1	0	51	104
April	18	24	9	4	0	0	0	0	55	93
May	22	26	10	0	0	0	0	0	58	110
June	6	57	12	2	0	1	0	0	78	141
July	11	74	9	2	0	0	0	0	96	181
August	5	104	0	2	0	0	0	0	111	211
September	2	80	7	2	0	1	0	0	92	230
October	5	73	0	6	0	0	0	0	84	197
November	6	89	0	7	0	0	0	0	102	245
December									0	
<b>Total</b>	<b>118</b>	<b>606</b>	<b>47</b>	<b>29</b>	<b>1</b>	<b>2</b>	<b>1</b>	<b>0</b>	<b>804</b>	

DOGS	INCOMING									End of month Population
	Surrendered	Stray	Born	Impounded	Quarantined	Transferred	Abandoned	Owner Requested Euthanasia	Total	
January	5	10	0	5	1	0	1	0	22	14
February	13	7	0	0	0	0	0	0	20	18
March	2	15	0	2	0	0	0	0	19	20
April	3	12	0	3	0	0	1	0	19	15
May	9	14	0	7	0	0	1	0	31	20
June	1	21	0	1	0	0	0	0	23	17
July	2	15	0	11	0	0	0	0	28	21
August	3	14	0	2	0	0	0	0	19	21
September	3	17	0	2	0	0	0	0	22	19
October	3	14	0	5	0	0	1	0	23	18
November	2	12	10	0	1	0	1	0	26	28
December									0	
<b>Total</b>	<b>46</b>	<b>151</b>	<b>10</b>	<b>38</b>	<b>2</b>	<b>0</b>	<b>5</b>	<b>0</b>	<b>252</b>	

CATS	OUTGOING										
	Adopted	Breed Rescue	Working Cat Adoption	Reclaimed	Released	Transferred	Euthanized	Owner Requested Euthanasia	Escaped	Died	Total
January	53		0	5	0	8	0	0	0	1	67
February	31		0	5	0	0	0	0	0	0	36
March	40		0	5	0	2	0	0	0	0	47
April	45		9	6	0	4	1	0	0	1	66
May	33		0	7	0	0	0	0	0	1	41
June	32		1	8	0	0	3	0	0	3	47
July	41		0	9	0	0	2	0	0	4	56
August	42		4	13	0	13	2	0	0	7	81
September	48		2	15	0	3	2	0	0	3	73
October	73		2	29	0	8	4	0	0	1	117
November	42		0	6	0	3	1	0	0	2	54
December											0
<b>Total</b>	<b>480</b>	<b>0</b>	<b>18</b>	<b>108</b>	<b>0</b>	<b>41</b>	<b>15</b>	<b>0</b>	<b>0</b>	<b>23</b>	<b>685</b>

DOGS	OUTGOING										
	Adopted	Breed Rescue	Working Cat Adoption	Reclaimed	Released	Transferred	Euthanized	Owner Requested Euthanasia	Escaped	Died	Total
January	5	0		12	0	2	1	0	0	0	20
February	8	0		9	0	1	0	0	0	0	18
March	2	0		15	0	0	0	0	0	0	17
April	10	0		11	0	1	2	0	0	0	24
May	8	0		16	0	1	1	0	0	0	26
June	9	0		16	0	0	1	0	0	0	26
July	4	0		20	0	0	0	0	0	0	24
August	8	0		11	0	0	0	0	0	0	19
September	11	0		12	0	0	1	0	0	0	24
October	8	0		14	0	1	1	0	0	0	24
November	4	0		9	0	1	1	0	0	1	16
December											0
<b>Total</b>	<b>77</b>	<b>0</b>	<b>0</b>	<b>145</b>	<b>0</b>	<b>7</b>	<b>8</b>	<b>0</b>	<b>0</b>	<b>1</b>	<b>238</b>